

NCCFI 2018 - Speech, Debate and Overall Sweepstakes

	Speech Pts	Entries	Division	Rank	Debate Pts	Entries	Division	Rank	Overall Pts.	Overall Rank	Points per entry	Qual Award Ranking
A - Kansas Wesleyan Univ.	154	19	2	1	83	6	1		16.409%	3	9.48	6
B - Colorado Christian Univ.	89	16	2		121	6	1	3	16.283%	4	9.55	5
C - Liberty Univ.	151	27	1		21	2	3	1	10.47%	10	5.93	13
D - Grove City Coll.		0			51	4	2	3	4.75%	16	12.75	2
E - Pt. Loma Nazarene Univ.	20	7	3		247	20	1	1	24.13%	2	9.89	4
F - Bethel Univ.	130	20	2	2	15	2	3	3	8.72%	11	6.59	11
G - Dordt Coll.	16	9	3		16.5	2.5	3	2	2.44%	17	2.83	18
H - Bethany Lutheran Coll.	23	6	3	3	10.5	1.5	3		2.27%	18	4.47	15
J - Univ. of the Cumberlands		0			69	5	2	1	6.42%	13	13.80	1
K - Whitworth Univ.	204	34	1	3	141	12	1	2	24.63%	1	7.50	9
L - Grand Canyon Univ.	222	35	1	2	33	3	2		15.59%	5	6.71	10
M - Northwest Nazarene Univ.	78	13	3	1	45	3	2		8.59%	12	7.69	8
N - California Baptist Univ.	67	20	2		21	3	2		5.73%	14	3.83	16
P - Howard Payne Univ.	34	16	2		33	4	2		4.99%	15	3.35	17
Q - Seton Hall Univ.	252	28	1	1	9	2	3		15.04%	6	8.70	7
R - Biola Univ.	37	6	3	2	95	5	2	2	10.93%	8	12.00	3
S - Cedarville Univ.	191	29	1			0			10.77%	9	6.59	12
T - Azusa Pacific Univ.	106	22	2	3	63	9	1		11.84%	7	5.45	14

Total Pts.

1774

1074

2018 NCCFI Novice Speech Sweepstakes

1st	Brian Sumereau Seton Hall University	ADS (V) Q4	5 IMP (N) Q4	8 PRO (V) Q4	6 FLIT (V) Q4	6 EXT (N) Q4	6	4 FLIT (V) Q4	12 EXT (N) Q4	10 IMP (N) Q4	46			
			YES											
2nd	Olivia Klein Seton Hall University	DI (V) Q3	5 POE (V) Q3	6 IMP (N) Q3	1 PRO (V) Q3	3 FLIT (V) Q3	6 DUO (V) Q3	4 DUO (V) Q5	6 FLIT (V) Q3	5 DI (V) Q3	8 DUO (V) Q3	6 DUO (V) Q5	12 POE (V) Q3	42
			YES											
3rd	Jordan Shepherd Seton Hall University	CA (V) Q2	8 IMP (N) Q2	1 FLIT (V) Q2	1 PER (V) Q2	7 POI (V) Q2	3	4 PER (V) Q2	6 CA (V) Q2	6 POI (V) Q2	6	34		
			YES											
4th	Aliezah Hulett Seton Hall University	DI (V) Q5	0 INF (N) Q5	7 FLIT (V) Q6	2 EXT (N) Q5	4 DUO (V) Q5	6	10 INF (N) Q5	6 DUO (V) Q5			33		
			YES											
5th	Xanthia Clow GCU	INF (N) L9	6 PRO (V) L9	5 PER (V) L9	4			8 INF (N) L9				23		
			YES											
6th	John Vence Liberty University	INF (N) C2	8 FLIT (V) C2	3 DUO (V) C7	4			6 INF (N) C2				21		
			YES											
7th	Daniel Giorello Whitworth University	IMP (N) K3	9 EXT (N) K3	3 DUO (V) K3	2			2 IMP (N) K3				16		
			YES											
8th	Eric Anderson Whitworth University	IMP (N) K5	3 FLIT (V) K5	0 PER (V) K5	9			3 PER (V) K5				15		
			YES											
9th	Corbin Meacham Colorado Christian University	DI (V) B3	0 POE (V) B3	6 IMP (N) B3	1 POI (V) B3	1		5 POE (V) B3				13		
			YES											
10th	Santeon Brown Azusa Pacific University	IMP (N) T3	6 PRO (V) T3	0 EXT (N) T3	3			2 IMP (N) T3				11		
			YES											
11th	Anna Beane California Baptist University	POE (V) N4	0 IMP (N) N4	3 INF (N) N4	3			5 IMP (N) N4				11		
			YES											
12th	Calvin Payne Whitworth University	ADS (V) K9	2 INF (N) K9	3 DUO (V) K9	2			4 INF (N) K9				11		
			YES											
	Talina Sandoval		0	7	0			2						

13th	Colorado Christian University	POE (V) B2	IMP (N) B2	EXT (N) B2		IMP (N) B2 SEM	9
		YES					
14th	Brianne Moses California Baptist University	POE (V) N2	IMP (N) N2	DUO (V) N2	3		6
		YES					
15th	Summer Sedlacek Bethel University	DI (V) F9	PER (V) F9	POI (V) F9	0	3 POI (V) F9 FINAL 3 pts	6
		YES					
16th	Maddie Pierce Cedarville University IE	DI (V) S8	IMP (N) S8	PER (V) S8	3	2 PER (V) S8	5
		YES					
17th	Francisco Barrera Azusa Pacific University	CA (V) T1	IMP (N) T1	INF (N) T1	0	DUO (V) T8	4
		YES			1		
18th	Phoebe Southworth GCU	ADS (V) L11	POE (V) L11	PRO (V) L11	0	3	4
		YES					
19th	Cassidy Littleton Northwest Nazarene University	POE (V) M2	IMP (N) M2	FLIT (V) M2	2	2	4
		YES					
20th	Lucy Manning Howard Payne	POE (V) P5	INF (N) P5	PER (V) P5	2	1	3
		YES					
21st	Alexis Baskin GCU	IMP (N) L3	PRO (V) L3	PER (V) L3	0	2	2
		YES					
22nd	Odalys Zavala California Baptist University	IMP (N) N1	INF (N) N1	DUO (V) N2	1	0 EXT (N) N1	1
		YES					

13th	Corbin Meacham Colorado Christian University	DI (V) B3	0 B3	6 IMP (N) B3	1 POI (V) B3	1 IIPDA (J) B3	9	5 POE (V) B3 FINAL 5 pts	21
		YES							
14th	Brian White GCU	ADS (V) L1	3 L1	6 POI (V) L1	2 CA (V) L1	2 PRO (V) L1		8 POI (V) L1 FINAL 8 pts	19
		YES							
15th	Anna Beane California Baptist University	POE (V) N4	0 N4	3 IMP (N) N4	3 INF (N) N4	6 IIPDA (J) N4		5 IMP (N) N4 FINAL 5 pts	17
		YES							
16th	Kylie Gregory Bethel University	EXT (N) F4	2 F4	4.5 PARLI (J) F1				10 RT (V) F7 FINAL 10 pts	16.5
		YES							
17th	Francisco Barrera Azusa Pacific University	CA (V) T1	0 T1	1 IMP (N) T1	0 INF (N) T1	3 DUO (V) T8	3 IIPDA (J) T1	9 LD (N) T1	15
		YES							
18th	Santeon Brown Azusa Pacific University	IMP (N) T3	6 T3	0 PRO (V) T3	3 EXT (N) T3	3 PARLI (J) T7		2 IMP (N) T3 SEM	14
		YES							
19th	McKayla Schneck Bethel University	DI (V) F2	2 F2	2 IMP (N) F2				10 RT (V) F7 FINAL 10 pts	14
		YES							
20th	Calvin Payne Whitworth University	ADS (V) K9	2 K9	3 INF (N) K9	2 DUO (V) K9			4 INF (N) K9 FINAL 4 pts	11
		YES							
21st	Juliette Derbyshire Azusa Pacific University	IMP (N) T2	2 T2	0 PRO (V) T2	6 IIPDA (J) T2			8	
		YES							
22nd	Summer Sedlacek Bethel University	DI (V) F9	0 F9	0 PER (V) F9	3 POI (V) F9			3 POI (V) F9 FINAL 3 pts	6
		YES							
23rd	Brianne Moses California Baptist University	POE (V) N2	3 N2	3 IMP (N) N2	0 DUO (V) N2			6	
		YES							
24th	Maddie Pierce Cedarville University IE	DI (V) S8	3 S8	2 IMP (N) S8	0 PER (V) S8			5	
		YES							
25th	Cassidy Littleton Northwest Nazarene University	POE (V) M2	2 M2	2 IMP (N) M2	0 FLIT (V) M2			4	
		YES							
26th	Alexis Baskin GCU	IMP (N) L3	0 L3	0 PRO (V) L3	2 PER (V) L3			2	
		YES							
27th	Odalys Zavala California Baptist University	IMP (N) N1	1 N1	0 INF (N) N1	0 DUO (V) N2	0 EXT (N) N1	0	1	
		YES							

NCCFI 2018 Open Speech Sweepstakes

1st	Gabe Cyrus Cedarville University IE	9 ADS (V) S2	8 DI (V) S2	5 IMP (V) S2	6 DUO (V) S9	7 DUO (V) S2	12 DI (V) S2 FINAL 12 pts	12 DUO (V) S9 FINAL 12 pts	10 DUO (V) S2 FINAL 10 pts	8 ADS (V) S2 FINAL 8 pts	6 IMP (V) S2 FINAL 6 pts	72			
		YES													
2nd	Jon Thow Seton Hall University	4 CA (V) Q1	4 POE (V) Q1	8 IMP (V) Q1	4 PRO (V) Q1	8 FLIT (V) Q1	4 DUO (V) Q3	5 PER (V) Q1	5 DI (V) Q1	8 FLIT (V) Q1 FINAL 8 pts	12 PER (V) Q1 FINAL 12 pts	12 DUO (V) Q3 FINAL 8 pts	8 POE (V) Q1 FINAL 6 pts	6 IMP (V) Q1 FINAL 5 pts	58
		YES													
3rd	Autumn Zimmerman Kansas Wesleyan University	5 CA (V) A1	5 INF (V) A1	5 FLIT (V) A1	5 EXT (V) A1	5 POI (V) A1	6 INF (V) A1 FINAL 6 pts	10 CA (V) A1 FINAL 10 pts	4 EXT (V) A1 FINAL 4 pts	10 POI (V) A1 FINAL 10 pts		50			
		YES													
4th	Keliann Nash GCU	7 ADS (V) L7	5 IMP (V) L7	6 PRO (V) L7	2 DUO (V) L8	5 PER (V) L7	5 PRO (V) L7 FINAL 5 pts	5 PER (V) L7 FINAL 5 pts	10 ADS (V) L7 FINAL 10 pts	4 IMP (V) L7 FINAL 4 pts		47			
		YES													
5th	Tucker Wilson Whitworth University	6 ADS (V) K1	4 IMP (V) K1	9 EXT (V) K1	4 DUO (V) K1		3 DUO (V) K1 FINAL 3 pts	12 ADS (V) K1 FINAL 12 pts	8 EXT (V) K1 FINAL 8 pts			46			
		YES													
6th	Megan Kline Kansas Wesleyan University	6 IMP (V) A4	8 INF (V) A4	3 FLIT (V) A4	7 EXT (V) A4		2 IMP (V) A4 SEM	5 INF (V) A4 FINAL 5 pts	5 EXT (V) A4 FINAL 5 pts			36			
		YES													
7th	Reagan Smalley Biola University	8 ADS (V) R3	4 DI (V) R3	0 IMP (V) R3	6 PRO (V) R3		3 PRO (V) R3 FINAL 3 pts	6 ADS (V) R3 FINAL 6 pts				27			
		YES													
8th	Cat Clemons Cedarville University IE	2 IMP (V) S3	3 PRO (V) S3	7 FLIT (V) S3	4 DI (V) S3		10 FLIT (V) S3 FINAL 10 pts					26			
		YES													
9th	Christopher Freeland Howard Payne	2 POE (V) P3	0 IMP (V) P3	6 PRO (V) P3	5 EXT (V) P3		12 PRO (V) P3 FINAL 12 pts					25			
		YES													
10th	Megan Orr Cedarville University IE	4 IMP (V) S6	7 FLIT (V) S6	0 PER (V) S6	4 POI (V) S6		5 FLIT (V) S6 FINAL 5 pts	4 POI (V) S6 FINAL 4 pts				24			
		YES													
11th	Peter Lundrigan Liberty University	3 ADS (V) C1	4 IMP (V) C1	4 INF (V) C1	3 PRO (V) C1	8 DUO (V) C3	4 DUO (V) C3 FINAL 4 pts					23			
		YES													
12th	Brian White GCU	3 ADS (V) L1	6 POI (V) L1	2 CA (V) L1	2 PRO (V) L1		8 POI (V) L1 FINAL								

		YES						8 pts	21
13th	Elizabeth Mills Liberty University		0	4	3	8		4	
			INF (V) C3	PRO (V) C3	FLIT (V) C3	DUO (V) C3		DUO (V) C3 FINAL 4 pts	19
14th	Amanda Ostrem GCU	YES	4	5	3	2			
			ADS (V) L8	DI (V) L8	IMP (V) L8	DUO (V) L8			14
15th	Corbin Meacham Colorado Christian University	YES	0	6	1	1		5	
			DI (V) B3	POE (V) B3	IMP (N) B3	POI (V) B3		POE (V) B3 FINAL 5 pts	13
16th	Laura Mihelc Cedarville University IE	YES	5	1	0	3		2	
			IMP (V) S5	INF (V) S5	PRO (V) S5	EXT (V) S5		IMP (V) S5 SEM	11
17th	Jess Lewis Whitworth University	YES	2	1	2	4			9
			DI (V) K4	IMP (V) K4	DUO (V) K9	EXT (V) K4			

		YES							QTR OCT	29
13th	Sarah Johnson Liberty University	3 POE (V) C4	2 FLIT (V) C4	4 EXT (V) C4	9 IIPDA (V) C4				12 RT (V) C6 FINAL 12 pts	28
14th	Christopher Freeland Howard Payne	2 POE (V) P3	0 IMP (V) P3	6 PRO (V) P3	5 EXT (V) P3	3 PARLI (V) P1			12 PRO (V) P3 FINAL 12 pts	28
15th	Reagan Smalley Biola University	8 ADS (V) R3	4 DI (V) R3	0 IMP (V) R3	6 PRO (V) R3				3 PRO (V) R3 FINAL 3 pts	27
16th	Cat Clemons Cedarville University IE	2 IMP (V) S3	3 PRO (V) S3	7 FLIT (V) S3	4 DI (V) S3				10 FLIT (V) S3 FINAL 10 pts	26
17th	Megan Orr Cedarville University IE	4 IMP (V) S6	7 FLIT (V) S6	0 PER (V) S6	4 POI (V) S6				5 FLIT (V) S6 FINAL 5 pts	24
18th	Brian White GCU	3 ADS (V) L1	6 POI (V) L1	2 CA (V) L1	2 PRO (V) L1				8 POI (V) L1 FINAL 8 pts	21
19th	Nicholas Barajas Azusa Pacific University	2 INF (V) T8	5 PRO (V) T8	3 DUO (V) T8	6 IIPDA (V) T8					16
20th	Amanda Ostrem GCU	4 ADS (V) L8	5 DI (V) L8	3 IMP (V) L8	2 DUO (V) L8					14
21st	Laura Mihelc Cedarville University IE	5 IMP (V) S5	1 INF (V) S5	0 PRO (V) S5	3 EXT (V) S5				2 IMP (V) S5 SEM	11
22nd	Molly Quezada Azusa Pacific University	0 IMP (V) T5	3 PRO (V) T5	1 EXT (V) T5	3 IIPDA (V) T5					7
23rd	Aimee Orozco Howard Payne	1 IMP (V) P2	0 PRO (V) P2	0 POI (V) P2	3 IIPDA (V) P2					4

National Christian College Forensics Invitational

JV IPDA

Individual speakers in order

Speaker	Drop H/L	Points	J Var	Results
Jess Lewis (K4) Whitworth University	154.80	226.80	0.5321	1st
Aliezah Hulett (Q5) Seton Hall University	153.00	227.00	0.6396	2nd
Talina Sandoval (B2) Colorado Christian University	150.00	223.00	0.4360	3rd
noah parker (J3) UC-Cumberlands	149.00	222.00	0.5461	4th
Lucy Manning (P5) Howard Payne	149.00	219.00	0.1155	5th
James Byrnes (B1) Colorado Christian University	148.00	223.00	0.6254	6th
Tucker Wilson (K1) Whitworth University	148.00	222.00	0.4069	7th
Sanjay Philip (K2) Whitworth University	148.00	222.00	0.4028	8th
Daniel Giorello (K3) Whitworth University	147.00	221.00	0.6229	9th
elaine leslie (J4) UC-Cumberlands	146.00	216.00	0.1413	10th
Jason Stevens (T4) Azusa Pacific University	145.00	218.00	0.4426	11th
Brendan Thompson (K7) Whitworth University	145.00	216.00	0.3369	12th
Noah Gould (D2) GCC	144.00	215.00	0.4641	13th
Sean Duarte (K12) Whitworth University	144.00	213.00	-0.1988	14th
sarah pettit (J2) UC-Cumberlands	144.00	212.00	-0.4672	15th
Damian Sanchez (K8) Whitworth University	143.00	215.00	-0.0461	16th
Corbin Meacham (B3) Colorado Christian University	140.00	210.00	-0.2468	17th
Samantha Thomas (N3) California Baptist University	139.00	210.00	-0.2819	18th
Drew Craddock (K13) Whitworth University	139.00	207.00	-0.5923	19th
Anna Beane (N4) California Baptist University	137.00	204.00	-0.7609	20th

National Christian College Forensics Invitational

JV IPDA

Individual speakers in order

Speaker	Drop H/L	Points	J Var	Results
Brenna Thomale (N6) California Baptist University	134.40	200.40	-0.9312	21st
Jordan Shepherd (Q2) Seton Hall University	134.00	202.00	-0.3653	22nd
Juliette Derbyshire (T2) Azusa Pacific University	132.60	201.60	-0.6005	23rd
Francisco Barrera (T1) Azusa Pacific University	132.40	194.40	-1.0500	24th
Alex Murray (M5) Northwest Nazarene University	129.20	193.20	-0.7675	25th

This tournament is being run using SpeechWire Tournament Services software - www.SpeechWire.com.

© 2004-2018 Ben Stewart - All Rights Reserved. SpeechWire version 4.21.006.

National Christian College Forensics Invitational

JV IPDA

Competitors in order

Competitor	Record	Drop H/L	Points	Opp. Wins	Results
K4 (Whitworth University) Jess Lewis	5-1	154.80	226.80	20.40	1st
D2 (GCC) Noah Gould	5-1	144.00	215.00	23.00	2nd
K13 (Whitworth University) Drew Craddock	5-1	139.00	207.00	19.00	3rd
B2 (Colorado Christian University) Talina Sandoval	4-2	150.00	223.00	15.00	4th
P5 (Howard Payne) Lucy Manning	4-2	149.00	219.00	23.00	5th
K1 (Whitworth University) Tucker Wilson	4-2	148.00	222.00	15.00	6th
K3 (Whitworth University) Daniel Giorello	4-2	147.00	221.00	18.00	7th
J4 (UC-Cumberlands) elaine leslie	4-2	146.00	216.00	20.00	8th
K7 (Whitworth University) Brendan Thompson	4-2	145.00	216.00	15.00	9th
K12 (Whitworth University) Sean Duarte	4-2	144.00	213.00	19.00	10th
J3 (UC-Cumberlands) noah parker	3-3	149.00	222.00	22.00	11th
B1 (Colorado Christian University) James Byrnes	3-3	148.00	223.00	18.00	12th
K2 (Whitworth University) Sanjay Philip	3-3	148.00	222.00	16.00	13th
T4 (Azusa Pacific University) Jason Stevens	3-3	145.00	218.00	19.00	14th
J2 (UC-Cumberlands) sarah pettit	3-3	144.00	212.00	22.00	15th
B3 (Colorado Christian University) Corbin Meacham	3-3	140.00	210.00	22.00	16th
N3 (California Baptist University) Samantha Thomas	3-3	139.00	210.00	22.00	17th
Q5 (Seton Hall University) Aliezah Hulett	2-4	153.00	227.00	20.00	18th
K8 (Whitworth University) Damian Sanchez	2-4	143.00	215.00	18.00	19th
N4 (California Baptist University) Anna Beane	2-4	137.00	204.00	14.40	20th

National Christian College Forensics Invitational

JV IPDA

Competitors in order

Competitor	Record	Drop H/L	Points	Opp. Wins	Results
N6 (California Baptist University) Brenna Thomale	2-4	134.40	200.40	18.00	21st
T2 (Azusa Pacific University) Juliette Derbyshire	2-4	132.60	201.60	14.40	22nd
M5 (Northwest Nazarene University) Alex Murray	2-4	129.20	193.20	19.20	23rd
Q2 (Seton Hall University) Jordan Shepherd	1-5	134.00	202.00	21.00	24th
T1 (Azusa Pacific University) Francisco Barrera	1-5	132.40	194.40	18.00	25th

This tournament is being run using SpeechWire Tournament Services software - www.SpeechWire.com.

© 2004-2018 Ben Stewart - All Rights Reserved. SpeechWire version 4.21.006.

National Christian College Forensics Invitational

JV IPDA

Competitor	Round 1	Round 2	Round 3	Round 4	Round 5	Round 6	Totals	Results
B1 Colorado Christian University	W - T1 - AFF Q1 Erica Genabith	W - K3 - Neg N1 Ana'ly Garcia	W - T2 - AFF K2 Kat Duarte	L - K12 - Neg C2 Stephen Sneed	L - K2 - AFF E2 Ashley Nuckels Cuevas	L - K7 - Neg J2 jeremiah brown	3-3 223	12th
James Byrnes	37.00	40.00	35.00	36.00	38.00	37.00	223.00	6th
B2 Colorado Christian University	L - K3 - AFF Z6 Cale Campbell	W - Q5 - Neg N2 Isaiah Washington	W - T1 - Neg K4 TJ Forman	L - N3 - AFF Z17 Amber Springfield	W - T4 - Neg E3 Haley Courtney	W - M5 - AFF P2 Richelle Hair	4-2 223	4th
Talina Sandoval	33.00	40.00	38.00	38.00	39.00	35.00	223.00	3rd
B3 Colorado Christian University	W - N4 - AFF K4 TJ Forman	W - M5 - Neg Z6 Cale Campbell	W - J2 - Neg Z17 Amber Springfield	L - D2 - AFF Z10 Jessica Beard	L - K4 - AFF C1 Denise Thomas	L - K13 - Neg C2 Stephen Sneed	3-3 210	16th
Corbin Meacham	38.00	32.00	35.00	34.00	37.00	34.00	210.00	17th
D2 GCC	W - K13 - AFF N1 Ana'ly Garcia	W - K8 - Neg C2 Stephen Sneed	W - J4 - AFF K3 Rebecca Korf	W - B3 - Neg Z10 Jessica Beard	W - K12 - AFF Z4 Daniel Friend	L - K4 - Neg E6 David Finnigan	5-1 215	2nd
Noah Gould	35.00	37.00	38.00	35.00	33.00	37.00	215.00	13th
J2 UC-Cumberlands	W - N3 - AFF Z16 AJ Morehead	W - K1 - Neg Z14 Bala Musa	L - B3 - AFF Z17 Amber Springfield	L - K4 - Neg E2 Ashley Nuckels Cuevas	L - K7 - AFF Q1 Erica Genabith	W - K2 - Neg C1 Denise Thomas	3-3 212	15th
sarah pettit	35.00	38.00	30.00	37.00	34.00	38.00	212.00	15th
J3 UC-Cumberlands	W - K7 - AFF Z10 Jessica Beard	W - K2 - Neg P2 Richelle Hair	L - K12 - AFF Z5 Cody Campbell	L - K13 - Neg C1 Denise Thomas	L - Q5 - AFF Z14 Bala Musa	W - P5 - Neg K5 Chris Burnett	3-3 222	11th
noah parker	35.00	37.00	38.00	38.00	37.00	37.00	222.00	4th
J4 UC-Cumberlands	W - Q2 - Neg B1 Sam Director	W - T4 - AFF K2 Kat Duarte	L - D2 - Neg K3 Rebecca Korf	W - K8 - AFF M2 Letha Quinn	L - K13 - AFF T3 Starla Anderson	W - K12 - Neg E3 Haley Courtney	4-2 216	8th
elaine leslie	35.00	30.00	35.00	38.00	38.00	40.00	216.00	10th
K1 Whitworth University	L - P5 - Neg C1 Denise Thomas	L - J2 - AFF Z14 Bala Musa	W - M5 - Neg Q1 Erica Genabith	W - Q2 - AFF N1 Ana'ly Garcia	W - N3 - AFF J2 jeremiah brown	W - Q5 - Neg Z16 AJ Morehead	4-2 222	6th
Tucker Wilson	37.00	37.00	37.00	36.00	37.00	38.00	222.00	7th
K12 Whitworth University	W - M5 - AFF J2 jeremiah brown	W - N4 - Neg C1 Denise Thomas	W - J3 - Neg Z5 Cody Campbell	W - B1 - AFF C2 Stephen Sneed	L - D2 - Neg Z4 Daniel Friend	L - J4 - AFF E3 Haley Courtney	4-2 213	10th
Sean Duarte	35.00	35.00	37.00	37.00	30.00	39.00	213.00	14th
K13 Whitworth University	L - D2 - Neg N1 Ana'ly Garcia	W - Q2 - AFF E3 Haley Courtney	W - N3 - Neg Z10 Jessica Beard	W - J3 - AFF C1 Denise Thomas	W - J4 - Neg T3 Starla Anderson	W - B3 - AFF C2 Stephen Sneed	5-1 207	3rd
Drew Craddock	30.00	38.00	34.00	35.00	35.00	35.00	207.00	19th
	W - N6 -							

K2 Whitworth University	Neg C2 Stephen Sneed	L - J3 - AFF P2 Richelle Hair	L - T4 - AFF Z6 Cale Campbell	W - T2 - Neg N2 Isaiah Washington	W - B1 - Neg E2 Ashley Nuckels Cuevas	L - J2 - AFF C1 Denise Thomas	3-3 222	13th
Sanjay Philip	37.00	35.00	34.00	40.00	39.00	37.00	222.00	8th
K3 Whitworth University	W - B2 - Neg Z6 Cale Campbell	L - B1 - AFF N1 Ana'ly Garcia	W - Q5 - Neg C1 Denise Thomas	W - N6 - AFF Z16 AJ Morehead	W - P5 - AFF Z7 Maya Maley	L - N3 - Neg Q1 Erica Genabith	4-2 221	7th
Daniel Giorello	34.00	39.00	40.00	36.00	36.00	36.00	221.00	9th
K4 Whitworth University	BYE	W - N6 - AFF J2 jeremiah brown	L - P5 - Neg T2 Kristin Miller	W - J2 - AFF E2 Ashley Nuckels Cuevas	W - B3 - Neg C1 Denise Thomas	W - D2 - AFF E6 David Finnigan	5-1 226.8	1st
Jess Lewis	37.80	32.00	37.00	40.00	40.00	40.00	226.80	1st
K7 Whitworth University	L - J3 - Neg Z10 Jessica Beard	L - P5 - AFF E6 David Finnigan	W - Q2 - Neg C2 Stephen Sneed	W - T1 - AFF Z6 Cale Campbell	W - J2 - Neg Q1 Erica Genabith	W - B1 - AFF J2 jeremiah brown	4-2 216	9th
Brendan Thompson	34.00	37.00	36.00	36.00	36.00	37.00	216.00	12th
K8 Whitworth University	L - T2 - Neg Z14 Bala Musa	L - D2 - AFF C2 Stephen Sneed	W - N4 - AFF J2 jeremiah brown	L - J4 - Neg M2 Letha Quinn	W - N6 - Neg G1 Bruce Kuiper	L - T4 - AFF Z17 Amber Springfield	2-4 215	19th
Damian Sanchez	36.00	36.00	33.00	33.00	38.00	39.00	215.00	16th
M5 Northwest Nazarene University	L - K12 - Neg J2 jeremiah brown	L - B3 - AFF Z6 Cale Campbell	L - K1 - AFF Q1 Erica Genabith	BYE	W - T1 - Neg B1 Sam Director	L - B2 - Neg P2 Richelle Hair	2-4 193.2	23rd
Alex Murray	28.00	31.00	33.00	32.20	36.00	33.00	193.20	25th
N3 California Baptist University	L - J2 - Neg Z16 AJ Morehead	W - T2 - AFF M2 Letha Quinn	L - K13 - AFF Z10 Jessica Beard	W - B2 - Neg Z17 Amber Springfield	L - K1 - Neg J2 jeremiah brown	W - K3 - AFF Q1 Erica Genabith	3-3 210	17th
Samantha Thomas	34.00	34.00	33.00	35.00	36.00	38.00	210.00	18th
N4 California Baptist University	L - B3 - Neg K4 TJ Forman	L - K12 - AFF C1 Denise Thomas	L - K8 - Neg J2 jeremiah brown	L - Q5 - AFF Z5 Cody Campbell	BYE	W - Q2 - Neg K2 Kat Duarte	2-4 204	20th
Anna Beane	35.00	34.00	30.00	37.00	34.00	34.00	204.00	20th
N6 California Baptist University	L - K2 - AFF C2 Stephen Sneed	L - K4 - Neg J2 jeremiah brown	BYE	L - K3 - Neg Z16 AJ Morehead	L - K8 - AFF G1 Bruce Kuiper	W - T1 - AFF K3 Rebecca Korf	2-4 200.4	21st
Brenna Thomale	30.00	29.00	33.40	35.00	36.00	37.00	200.40	21st
P5 Howard Payne	W - K1 - AFF C1 Denise Thomas	W - K7 - Neg E6 David Finnigan	W - K4 - AFF T2 Kristin Miller	W - T4 - Neg J2 jeremiah brown	L - K3 - Neg Z7 Maya Maley	L - J3 - AFF K5 Chris Burnett	4-2 219	5th
Lucy Manning	38.00	38.00	38.00	38.00	32.00	35.00	219.00	5th
Q2 Seton Hall University	L - J4 - AFF B1 Sam Director	L - K13 - Neg E3 Haley Courtney	L - K7 - AFF C2 Stephen Sneed	L - K1 - Neg N1 Ana'ly Garcia	W - T2 - AFF P2 Richelle Hair	L - N4 - AFF K2 Kat Duarte	1-5 202	24th
Jordan Shepherd	37.00	34.00	35.00	31.00	32.00	33.00	202.00	22nd
Q5 Seton Hall University	L - T4 - Neg K3 Rebecca Korf	L - B2 - AFF N2 Isaiah Washington	L - K3 - AFF C1 Denise Thomas	W - N4 - Neg Z5 Cody Campbell	W - J3 - Neg Z14 Bala Musa	L - K1 - AFF Z16 AJ Morehead	2-4 227	18th

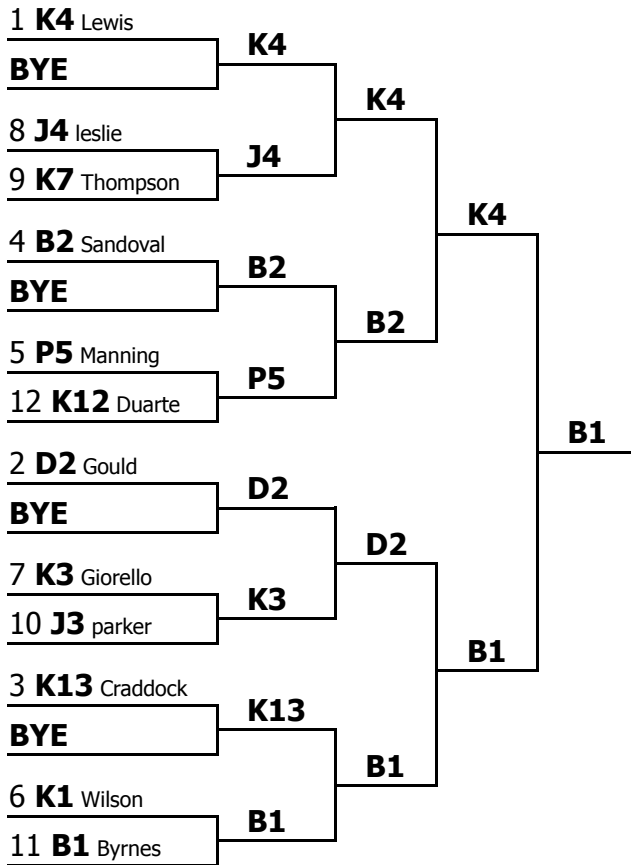
Aliezah Hulett	38.00	35.00	39.00	39.00	39.00	37.00	227.00	2nd
T1 Azusa Pacific University	L - B1 - Neg Q1 Erica Genabith	BYE	L - B2 - AFF K4 TJ Forman	L - K7 - Neg Z6 Cale Campbell	L - M5 - AFF B1 Sam Director	L - N6 - Neg K3 Rebecca Korf	1-5 194.4	25th
Francisco Barrera	27.00	32.40	35.00	34.00	35.00	31.00	194.40	24th
T2 Azusa Pacific University	W - K8 - AFF Z14 Bala Musa	L - N3 - Neg M2 Letha Quinn	L - B1 - Neg K2 Kat Duarte	L - K2 - AFF N2 Isaiah Washington	L - Q2 - Neg P2 Richelle Hair	BYE	2-4 201.6	22nd
Juliette Derbyshire	38.00	31.00	30.00	39.00	30.00	33.60	201.60	23rd
T4 Azusa Pacific University	W - Q5 - AFF K3 Rebecca Korf	L - J4 - Neg K2 Kat Duarte	W - K2 - Neg Z6 Cale Campbell	L - P5 - AFF J2 jeremiah brown	L - B2 - AFF E3 Haley Courtney	W - K8 - Neg Z17 Amber Springfield	3-3 218	14th
Jason Stevens	34.00	33.00	35.00	38.00	38.00	40.00	218.00	11th

This tournament is being run using SpeechWire Tournament Services software - www.SpeechWire.com.
© 2004-2018 Ben Stewart - All Rights Reserved. SpeechWire version 4.21.006.

National Christian College Forensics Invitational

JV IPDA

Elimination round bracket



This tournament is being run using SpeechWire Tournament Services software - www.SpeechWire.com.
 © 2004-2018 Ben Stewart - All Rights Reserved. SpeechWire version 4.21.006.

National Christian College Forensics Invitational

Varsity IPDA

Individual speakers in order

Speaker	Drop H/L	Points	J Var	Results
Sam Moore (M3) Northwest Nazarene University	159.00	237.00	0.9156	1st
Peter Lundrigan (C1) Liberty University	154.00	232.00	0.5736	2nd
Megan Maruyama (B5) Colorado Christian University	153.50	226.50	0.0743	3rd
Rylee Walter (K11) Whitworth University	153.40	230.40	-0.6760	4th
Tyler King (B6) Colorado Christian University	153.00	229.00	0.6060	5th
Eric Anderson (K5) Whitworth University	153.00	228.00	0.4000	6th
anna brown (J5) UC-Cumberlands	153.00	228.00	0.0676	7th
Sheridan Brown (B4) Colorado Christian University	153.00	228.00	0.0596	8th
Jacob Farrell (K6) Whitworth University	152.00	228.00	0.4611	9th
A J Crawford (E1) Point Loma Nazarene University	152.00	227.00	0.5453	10th
Jake Burrola (T6) Azusa Pacific University	152.00	227.00	0.2897	11th
Austin Howard (M1) Northwest Nazarene University	152.00	226.00	-0.1371	12th
Thomas Gleason (L2) GCU	151.00	227.00	0.2269	13th
Sara Muscente (K10) Whitworth University	151.00	220.00	0.2498	14th
jordan floyd (J1) UC-Cumberlands	150.80	226.80	0.3733	15th
Sarah Johnson (C4) Liberty University	148.00	221.00	0.1676	16th
Rebecca Powell (D1) GCC	148.00	221.00	0.0564	17th
Molly Quezada (T5) Azusa Pacific University	147.00	218.00	-0.2706	18th
Lee Vaughn (T9) Azusa Pacific University	147.00	217.00	-0.4515	19th
Nicholas Barajas (T8) Azusa Pacific University	141.00	210.00	-1.1514	20th

National Christian College Forensics Invitational
Varsity IPDA
Individual speakers in order

Speaker	Drop H/L	Points	J Var	Results
Madi Neal (P4) Howard Payne	139.00	207.00	-1.1595	21st
Aimee Orozco (P2) Howard Payne	129.80	196.80	-1.4752	22nd
Tanner Bowles (A5) Kansas Wesleyan University	129.34	168.34	-0.4479	23rd

This tournament is being run using SpeechWire Tournament Services software - www.SpeechWire.com.
© 2004-2018 Ben Stewart - All Rights Reserved. SpeechWire version 4.21.006.

National Christian College Forensics Invitational

Varsity IPDA

Competitors in order

Competitor	Record	Drop H/L	Points	Opp. Wins	Results
E1 (Point Loma Nazarene University) A J Crawford	6-0	152.00	227.00	21.00	1st
M3 (Northwest Nazarene University) Sam Moore	5-1	159.00	237.00	20.00	2nd
J1 (UC-Cumberlands) jordan floyd	5-1	150.80	226.80	22.80	3rd
B5 (Colorado Christian University) Megan Maruyama	4-2	153.50	226.50	19.00	4th
B6 (Colorado Christian University) Tyler King	4-2	153.00	229.00	17.00	5th
B4 (Colorado Christian University) Sheridan Brown	4-2	153.00	228.00	18.00	6th
K6 (Whitworth University) Jacob Farrell	4-2	152.00	228.00	22.00	7th
T6 (Azusa Pacific University) Jake Burrola	4-2	152.00	227.00	21.00	8th
C1 (Liberty University) Peter Lundrigan	3-3	154.00	232.00	20.00	9th
K11 (Whitworth University) Rylee Walter	3-3	153.40	230.40	18.00	10th
K5 (Whitworth University) Eric Anderson	3-3	153.00	228.00	23.00	11th
J5 (UC-Cumberlands) anna brown	3-3	153.00	228.00	21.00	12th
M1 (Northwest Nazarene University) Austin Howard	3-3	152.00	226.00	16.00	13th
L2 (GCU) Thomas Gleason	3-3	151.00	227.00	18.00	14th
K10 (Whitworth University) Sara Muscente	3-3	151.00	220.00	16.00	15th
C4 (Liberty University) Sarah Johnson	3-3	148.00	221.00	22.00	16th
D1 (GCC) Rebecca Powell	2-4	148.00	221.00	20.00	17th
T9 (Azusa Pacific University) Lee Vaughn	2-4	147.00	217.00	19.00	18th
T8 (Azusa Pacific University) Nicholas Barajas	2-4	141.00	210.00	16.80	19th
P4 (Howard Payne) Madi Neal	2-4	139.00	207.00	18.00	20th

This tournament is being run using SpeechWire Tournament Services software - www.SpeechWire.com.

© 2004-2018 Ben Stewart - All Rights Reserved. SpeechWire version 4.21.006.

National Christian College Forensics Invitational
Varsity IPDA
Competitors in order

Competitor	Record	Drop H/L	Points	Opp. Wins	Results
A5 (Kansas Wesleyan University) Tanner Bowles	2-4	129.34	168.34	15.00	21st
T5 (Azusa Pacific University) Molly Quezada	1-5	147.00	218.00	14.00	22nd
P2 (Howard Payne) Aimee Orozco	1-5	129.80	196.80	14.40	23rd

This tournament is being run using SpeechWire Tournament Services software - www.SpeechWire.com.
© 2004-2018 Ben Stewart - All Rights Reserved. SpeechWire version 4.21.006.

National Christian College Forensics Invitational

Varsity IPDA

Competitor	Round 1	Round 2	Round 3	Round 4	Round 5	Round 6	Totals	Results
A5 Kansas Wesleyan University	FORFEIT	L - K10 - AFF Z4 Daniel Friend	BYE	L - K11 - Neg N1 Ana'ly Garcia	L - C1 - Neg T3 Starla Anderson	BYE	2-4 168.34	21st
Tanner Bowles		28.00	33.67	39.00	34.00	33.67	168.34	23rd
B4 Colorado Christian University	BYE	L - C4 - AFF Z10 Jessica Beard	L - K5 - Neg J2 jeremiah brown	W - M1 - AFF Z17 Amber Springfield	W - K10 - Neg E6 David Finnigan	W - J5 - AFF C2 Stephen Sneed	4-2 228	6th
Sheridan Brown	38.00	36.00	37.00	39.00	39.00	39.00	228.00	8th
B5 Colorado Christian University	L - T6 - AFF Z6 Cale Campbell	W - M1 - Neg E3 Haley Courtney	W - L2 - Neg E6 David Finnigan	L - K5 - AFF Z10 Jessica Beard	W - K11 - AFF G1 Bruce Kuiper	W - C4 - Neg K5 Chris Burnett	4-2 226.5	4th
Megan Maruyama	33.00	39.50	39.00	37.00	40.00	38.00	226.50	3rd
B6 Colorado Christian University	L - K6 - AFF Z14 Bala Musa	W - P2 - Neg K2 Kat Duarte	L - T6 - Neg Z17 Amber Springfield	W - L2 - AFF J2 jeremiah brown	W - T9 - Neg N1 Ana'ly Garcia	W - K5 - AFF M2 Letha Quinn	4-2 229	5th
Tyler King	37.00	37.00	39.00	39.00	38.00	39.00	229.00	5th
C1 Liberty University	W - K10 - Neg J2 jeremiah brown	L - J1 - AFF E2 Ashley Nuckels Cuevas	L - T9 - Neg K3 Rebecca Korf	W - T8 - AFF K2 Kat Duarte	W - A5 - AFF T3 Starla Anderson	L - E1 - Neg N1 Ana'ly Garcia	3-3 232	9th
Peter Lundrigan	39.00	38.00	40.00	38.00	39.00	38.00	232.00	2nd
C4 Liberty University	W - T8 - AFF K4 TJ Forman	W - B4 - Neg Z10 Jessica Beard	L - E1 - AFF K2 Kat Duarte	L - K6 - Neg Z6 Cale Campbell	W - D1 - Neg B1 Sam Director	L - B5 - AFF K5 Chris Burnett	3-3 221	16th
Sarah Johnson	39.00	37.00	34.00	37.00	38.00	36.00	221.00	16th
D1 GCC	L - E1 - AFF N2 Isaiah Washington	W - T5 - Neg J2 jeremiah brown	W - K11 - Neg E2 Ashley Nuckels Cuevas	L - T6 - AFF Z5 Cody Campbell	L - C4 - AFF B1 Sam Director	L - M1 - Neg K2 Kat Duarte	2-4 221	17th
Rebecca Powell	34.00	38.00	39.00	39.00	35.00	36.00	221.00	17th
E1 Point Loma Nazarene University	W - D1 - Neg N2 Isaiah Washington	W - K5 - AFF Z6 Cale Campbell	W - C4 - Neg K2 Kat Duarte	W - J1 - AFF M2 Letha Quinn	W - M3 - Neg Z4 Daniel Friend	W - C1 - AFF N1 Ana'ly Garcia	6-0 227	1st
A J Crawford	40.00	37.00	35.00	38.00	37.00	40.00	227.00	10th
J1 UC-Cumberlands	BYE	W - C1 - Neg E2 Ashley Nuckels Cuevas	W - K6 - AFF C1 Denise Thomas	L - E1 - Neg M2 Letha Quinn	W - P4 - AFF C2 Stephen Sneed	W - T6 - Neg B1 Sam Director	5-1 226.8	3rd
jordan floyd	37.80	39.00	40.00	36.00	37.00	37.00	226.80	15th
J5 UC-Cumberlands	W - L2 - Neg K3 Rebecca Korf	W - T9 - AFF T6 Courtney Don Lon	L - M3 - AFF K4 TJ Forman	W - K10 - Neg E2 Ashley Nuckels Cuevas	L - K6 - AFF E3 Haley Courtney	L - B4 - Neg C2 Stephen Sneed	3-3 228	12th
anna brown	38.00	36.00	39.00	38.00	39.00	38.00	228.00	7th
K10 Whitworth University	L - C1 - AFF J2 jeremiah	W - A5 - Neg Z4 Daniel	W - M1 - Neg	L - J5 - AFF E2 Ashley	L - B4 - AFF E6 David	W - T5 - Neg Z6 Cale	3-3 220	15th

	brown	Friend	Z7 Maya Maley	Nuckels Cuevas	Finnigan	Campbell		
Sara Muscente	39.00	30.00	38.00	39.00	37.00	37.00	220.00	14th
K11 Whitworth University	L - M3 - Neg C1 Denise Thomas	BYE	L - D1 - AFF E2 Ashley Nuckels Cuevas	W - A5 - AFF N1 Ana'ly Garcia	L - B5 - Neg G1 Bruce Kuiper	W - T9 - AFF J2 jeremiah brown	3-3 230.4	10th
Rylee Walter	38.00	38.40	38.00	40.00	39.00	37.00	230.40	4th
K5 Whitworth University	W - T5 - AFF C2 Stephen Sneed	L - E1 - Neg Z6 Cale Campbell	W - B4 - AFF J2 jeremiah brown	W - B5 - Neg Z10 Jessica Beard	L - T6 - AFF C1 Denise Thomas	L - B6 - Neg M2 Letha Quinn	3-3 228	11th
Eric Anderson	39.00	36.00	38.00	38.00	39.00	38.00	228.00	6th
K6 Whitworth University	W - B6 - Neg Z14 Bala Musa	W - P4 - AFF M2 Letha Quinn	L - J1 - Neg C1 Denise Thomas	W - C4 - AFF Z6 Cale Campbell	W - J5 - Neg E3 Haley Courtney	L - M3 - AFF Z7 Maya Maley	4-2 228	7th
Jacob Farrell	39.00	36.00	39.00	38.00	40.00	36.00	228.00	9th
L2 GCU	L - J5 - AFF K3 Rebecca Korf	W - T6 - Neg K4 TJ Forman	L - B5 - AFF E6 David Finnigan	L - B6 - Neg J2 jeremiah brown	W - T5 - AFF E2 Ashley Nuckels Cuevas	W - P4 - Neg Q1 Erica Genabith	3-3 227	14th
Thomas Gleason	37.00	37.00	38.00	39.00	39.00	37.00	227.00	13th
M1 Northwest Nazarene University	W - P4 - Neg E2 Ashley Nuckels Cuevas	L - B5 - AFF E3 Haley Courtney	L - K10 - AFF Z7 Maya Maley	L - B4 - Neg Z17 Amber Springfield	W - P2 - Neg Z14 Bala Musa	W - D1 - AFF K2 Kat Duarte	3-3 226	13th
Austin Howard	38.00	39.00	35.00	38.00	38.00	38.00	226.00	12th
M3 Northwest Nazarene University	W - K11 - AFF C1 Denise Thomas	W - T8 - Neg K3 Rebecca Korf	W - J5 - Neg K4 TJ Forman	W - T9 - AFF N2 Isaiah Washington	L - E1 - AFF Z4 Daniel Friend	W - K6 - Neg Z7 Maya Maley	5-1 237	2nd
Sam Moore	40.00	40.00	40.00	40.00	39.00	38.00	237.00	1st
P2 Howard Payne	L - T9 - Neg M2 Letha Quinn	L - B6 - AFF K2 Kat Duarte	L - T5 - Neg B1 Sam Director	BYE	L - M1 - AFF Z14 Bala Musa	L - T8 - Neg Z17 Amber Springfield	1-5 196.8	23rd
Aimee Orozco	31.00	30.00	30.00	32.80	36.00	37.00	196.80	22nd
P4 Howard Payne	L - M1 - AFF E2 Ashley Nuckels Cuevas	L - K6 - Neg M2 Letha Quinn	W - T8 - Neg Z5 Cody Campbell	W - T5 - AFF K3 Rebecca Korf	L - J1 - Neg C2 Stephen Sneed	L - L2 - AFF Q1 Erica Genabith	2-4 207	20th
Madi Neal	37.00	34.00	37.00	32.00	36.00	31.00	207.00	21st
T5 Azusa Pacific University	L - K5 - Neg C2 Stephen Sneed	L - D1 - AFF J2 jeremiah brown	W - P2 - AFF B1 Sam Director	L - P4 - Neg K3 Rebecca Korf	L - L2 - Neg E2 Ashley Nuckels Cuevas	L - K10 - AFF Z6 Cale Campbell	1-5 218	22nd
Molly Quezada	38.00	38.00	35.00	33.00	38.00	36.00	218.00	18th
T6 Azusa Pacific University	W - B5 - Neg Z6 Cale Campbell	L - L2 - AFF K4 TJ Forman	W - B6 - AFF Z17 Amber Springfield	W - D1 - Neg Z5 Cody Campbell	W - K5 - Neg C1 Denise Thomas	L - J1 - AFF B1 Sam Director	4-2 227	8th
Jake Burrola	35.00	39.00	38.00	40.00	40.00	35.00	227.00	11th
T8 Azusa Pacific University	L - C4 - Neg K4 TJ Forman	L - M3 - AFF K3 Rebecca Korf	L - P4 - AFF Z5 Cody Campbell	L - C1 - Neg K2 Kat Duarte	BYE	W - P2 - AFF Z17 Amber Springfield	2-4 210	19th
Nicholas Barajas	37.00	34.00	36.00	32.00	35.00	36.00	210.00	20th
T9 Azusa Pacific	W - P2 - AFF	L - J5 - Neg	W - C1 - AFF	L - M3 - Neg	L - B6 - AFF	L - K11 - Neg	2-4	

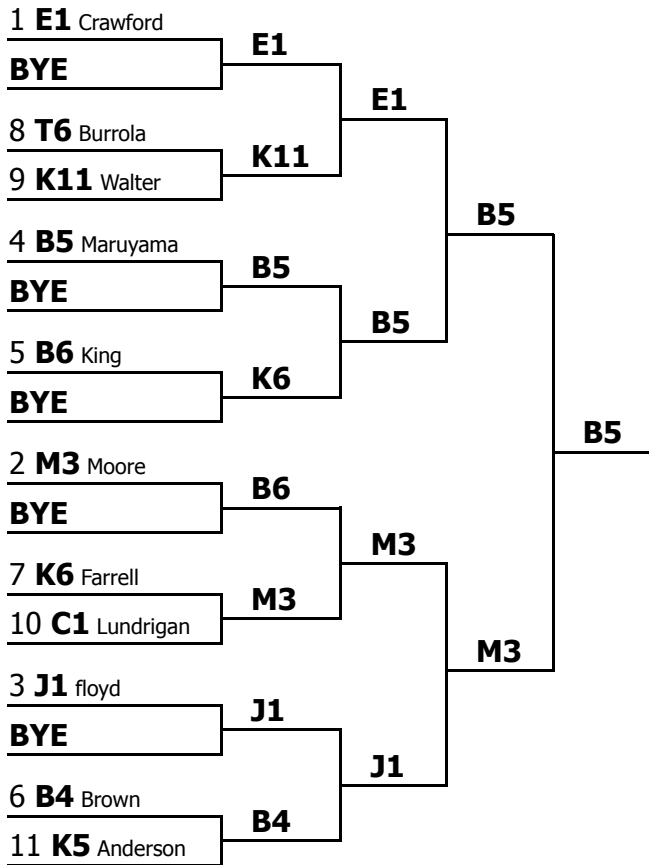
University	M2 Letha Quinn	T6 Courtney Don Lon	K3 Rebecca Korf	N2 Isaiah Washington	N1 Ana'ly Garcia	J2 jeremiah brown	217	18th
Lee Vaughn	36.00	35.00	40.00	39.00	30.00	37.00	217.00	19th

This tournament is being run using SpeechWire Tournament Services software - www.SpeechWire.com.
 © 2004-2018 Ben Stewart - All Rights Reserved. SpeechWire version 4.21.006.

National Christian College Forensics Invitational

Varsity IPDA

Elimination round bracket



This tournament is being run using SpeechWire Tournament Services software - www.SpeechWire.com.
 © 2004-2018 Ben Stewart - All Rights Reserved. SpeechWire version 4.21.006.

National Christian College Forensics Invitational
JV Parliamentary Debate
Individual speakers in order

Speaker	Drop H/L	Points	J Var	Results
Zachary Seals (R8) Biola University	114.50	144.50	1.0468	1st
Santeon Brown (T7) Azusa Pacific University	113.40	170.40	0.2003	2nd
Casey Callahan (R7) Biola University	110.00	139.50	0.7764	3rd
Hannah Nelson (E4) Point Loma Nazarene University	109.00	164.00	0.3640	4th
Aaron Wakashige (R8) Biola University	109.00	138.50	0.1396	5th
Ashley Jones (T7) Azusa Pacific University	108.40	161.40	-1.1486	6th
Gideon Ripley (1) Hybrid Entries	108.00	160.00	-0.1377	7th
Joshua Dorsett (1) Hybrid Entries	107.00	159.50	-0.2323	8th
Brooke Thacker (F1) Bethel University	104.10	156.60	-0.0056	9th
Donna Eissoh (R7) Biola University	104.00	133.50	-0.2361	10th
Kylie Gregory (F1) Bethel University	103.60	156.60	0.1039	11th
Christian Aguayo (E4) Point Loma Nazarene University	103.00	154.50	-0.7246	12th

This tournament is being run using SpeechWire Tournament Services software - www.SpeechWire.com.
 © 2004-2018 Ben Stewart - All Rights Reserved. SpeechWire version 4.21.006.

National Christian College Forensics Invitational
JV Parliamentary Debate
Competitors in order

Competitor	Record	Drop H/L	Points	Opp. Wins	Results
R8 (Biola University) Zachary Seals and Aaron Wakashige	5-1	223.50	283.00	10.00	1st
R7 (Biola University) Donna Eissoh and Casey Callahan	4-2	214.50	273.00	12.00	2nd
1 (Hybrid Entries) Gideon Ripley and Joshua Dorsett	3-3	216.00	319.50	19.00	3rd
F1 (Bethel University) Brooke Thacker and Kylie Gregory	3-3	207.20	313.20	18.00	4th
T7 (Azusa Pacific University) Ashley Jones and Santeon Brown	2-4	222.30	331.80	19.20	5th
E4 (Point Loma Nazarene University) Christian Aguayo and Hannah Nelson	1-5	211.00	318.50	22.00	6th

This tournament is being run using SpeechWire Tournament Services software - www.SpeechWire.com.
 © 2004-2018 Ben Stewart - All Rights Reserved. SpeechWire version 4.21.006.

National Christian College Forensics Invitational

JV Parliamentary Debate

Competitor	Round 1	Round 2	Round 3	Round 4	Round 5	Round 6	Totals	Results
1 Hybrid Entries	W - E4 - Neg E6 David Finnigan	L - R8 - AFF T5 Adriana Young	L - F1 - AFF R4 McKenna Patton	W - R7 - Neg Z7 Maya Maley	W - T7 - AFF K5 Chris Burnett	L - R7 - Neg E8 Ged Valenzuela	3-3 319.5	3rd
Gideon Ripley	29.00	29.00	23.00	24.00	27.00	28.00	160.00	7th
Joshua Dorsett	27.00	27.00	24.00	27.00	26.00	28.50	159.50	8th
E4 Point Loma Nazarene University	L - 1 - AFF E6 David Finnigan	L - R7 - Neg G1 Bruce Kuiper	L - R8 - Neg Z4 Daniel Friend	L - F1 - AFF Q1 Erica Genabith	L - R8 - Neg Z8 Isaac Lyles	W - T7 - AFF R1 Alex Patton	1-5 318.5	6th
Christian Aguayo	26.00	26.00	24.00	23.00	27.00	28.50	154.50	12th
Hannah Nelson	28.00	28.00	26.00	27.00	26.00	29.00	164.00	4th
F1 Bethel University	BYE	L - T7 - AFF Z5 Cody Campbell	W - 1 - Neg R4 McKenna Patton	W - E4 - Neg Q1 Erica Genabith	L - R7 - AFF Z16 AJ Morehead	L - R8 - Neg E2 Ashley Nuckels Cuevas	3-3 313.2	4th
Brooke Thacker	26.10	27.00	26.00	26.00	26.00	25.50	156.60	9th
Kylie Gregory	26.10	28.00	25.00	25.00	26.50	26.00	156.60	11th
R7 Biola University	FORFEIT	W - E4 - AFF G1 Bruce Kuiper	W - T7 - Neg E4 Caleb Moore	L - 1 - AFF Z7 Maya Maley	W - F1 - Neg Z16 AJ Morehead	W - 1 - AFF E8 Ged Valenzuela	4-2 273	2nd
Donna Eissoh		27.00	29.00	23.00	25.00	29.50	133.50	10th
Casey Callahan		29.00	29.50	25.00	27.00	29.00	139.50	3rd
R8 Biola University	FORFEIT	W - 1 - Neg T5 Adriana Young	W - E4 - AFF Z4 Daniel Friend	W - T7 - Neg E3 Haley Courtney	W - E4 - AFF Z8 Isaac Lyles	W - F1 - AFF E2 Ashley Nuckels Cuevas	5-1 283	1st
Zachary Seals		30.00	28.00	30.00	29.00	27.50	144.50	1st
Aaron Wakashige		28.00	29.00	29.50	25.00	27.00	138.50	5th
T7 Azusa Pacific University	BYE	W - F1 - Neg Z5 Cody Campbell	L - R7 - AFF E4 Caleb Moore	L - R8 - AFF E3 Haley Courtney	L - 1 - Neg K5 Chris Burnett	L - E4 - Neg R1 Alex Patton	2-4 331.8	5th
Ashley Jones	26.90	26.00	28.00	28.00	25.00	27.50	161.40	6th
Santeon Brown	28.40	29.00	28.50	28.50	28.00	28.00	170.40	2nd

This tournament is being run using SpeechWire Tournament Services software - www.SpeechWire.com.
 © 2004-2018 Ben Stewart - All Rights Reserved. SpeechWire version 4.21.006.

National Christian College Forensics Invitational
Varsity Parliamentary Debate
Individual speakers in order

Speaker	Drop H/L	Points	J Var	Results
Megan Kline (A2) Kansas Wesleyan University	117.00	173.00	1.2558	1st
Gabby Kaufman (E10) Point Loma Nazarene University	114.40	170.40	0.4423	2nd
Grace Laidlaw (L10) GCU	113.80	169.80	0.1299	3rd
Autumn Zimmerman (A1) Kansas Wesleyan University	113.50	168.00	0.4012	4th
Nathaniel Hosmer (E5) Point Loma Nazarene University	112.50	168.50	0.2913	5th
Daniel Monroe (R10) Biola University	112.50	167.50	0.2191	6th
Hannah Kurowski (E10) Point Loma Nazarene University	112.20	169.20	0.4622	7th
Corinna Willard (E2) Point Loma Nazarene University	112.20	169.20	0.1877	8th
Dakota Yates (A2) Kansas Wesleyan University	112.00	168.00	0.4222	9th
Micah Quigley (D4) GCC	112.00	167.00	0.1425	10th
Andrew Vongries (L5) GCU	112.00	166.00	0.1567	11th
Sam Jones (E5) Point Loma Nazarene University	112.00	166.00	-0.2854	12th
Christopher Ostertag (D3) GCC	111.90	167.40	0.0331	13th
Nathan Bajema (F3) Bethel University	111.20	166.20	0.4876	14th
Tyler Olin (P1) Howard Payne	111.00	166.50	0.1821	15th
Rebecca Patton (R9) Biola University	110.88	139.38	0.6516	16th
Colin Freyvogel (D4) GCC	110.50	164.50	-0.2678	17th
Carolyn Hartwick (D3) GCC	110.00	165.00	-0.1456	18th
Montana Massone (E13) Point Loma Nazarene University	110.00	162.00	0.5001	19th
Cassity Morlan (A1) Kansas Wesleyan University	110.00	161.00	-0.1542	20th

National Christian College Forensics Invitational
Varsity Parliamentary Debate
Individual speakers in order

Speaker	Drop H/L	Points	J Var	Results
Ben Kuiper (G3) Dordt College	109.50	163.50	-0.1223	21st
Madeleine Prater (R11) Biola University	109.50	138.50	0.3645	22nd
Lucie Gillette (E6) Point Loma Nazarene University	109.00	164.00	0.3800	23rd
Benjamin Struebel (L5) GCU	108.50	163.50	0.0967	24th
Jack Gillette (E2) Point Loma Nazarene University	108.50	162.00	-0.3419	25th
James Laky (E6) Point Loma Nazarene University	108.50	159.50	0.3241	26th
Michel Gomes (G2) Dordt College	107.60	162.60	-0.4664	27th
Tony Zou (G3) Dordt College	107.50	161.00	-0.4002	28th
Heritage Ganasi (E13) Point Loma Nazarene University	107.50	158.50	-0.0172	29th
Lexi Stefani (R9) Biola University	107.25	136.25	0.0384	30th
Emily Kjeer (H2) Bethany Lutheran College	107.20	157.20	-0.4111	31st
Chase Gittisharn (R11) Biola University	107.00	135.00	-0.2795	32nd
Christopher Freeland (P1) Howard Payne	106.50	162.00	-0.3585	33rd
Gabriel Day (F3) Bethel University	105.20	157.20	-0.7242	34th
Noella Wigtil (H2) Bethany Lutheran College	104.80	154.80	-0.6244	35th
Matthew Ojo (G2) Dordt College	103.80	157.80	-0.9765	36th
Kaylee Saville (R10) Biola University	84.00	136.50	-0.0129	37th
Ashley Hoftiezer (L10) GCU	51.50	97.80	-0.2804	38th

National Christian College Forensics Invitational Varsity Parliamentary Debate

Competitors in order

Competitor	Record	Drop H/L	Points	Opp. Wins	Results
A2 (Kansas Wesleyan University) Megan Kline and Dakota Yates	5-1	228.50	341.00	22.00	1st
E13 (Point Loma Nazarene University) Heritage Ganasi and Montana Massone	5-1	218.00	320.50	17.00	2nd
E10 (Point Loma Nazarene University) Gabby Kaufman and Hannah Kurowski	4-2	227.60	339.60	18.00	3rd
D4 (GCC) Micah Quigley and Colin Freyvogel	4-2	221.50	331.50	18.00	4th
R11 (Biola University) Chase Gittisharn and Madeleine Prater	4-2	216.50	273.50	17.00	5th
E6 (Point Loma Nazarene University) James Laky and Lucie Gillette	4-2	215.50	323.50	19.00	6th
L10 (GCU) Ashley Hoftiezer and Grace Laidlaw	4-2	179.10	267.60	21.60	7th
E5 (Point Loma Nazarene University) Sam Jones and Nathaniel Hosmer	3-3	223.50	334.50	20.00	8th
A1 (Kansas Wesleyan University) Cassity Morlan and Autumn Zimmerman	3-3	223.50	329.00	19.00	9th
L5 (GCU) Benjamin Struebel and Andrew Vongries	3-3	220.50	329.50	19.00	10th
E2 (Point Loma Nazarene University) Jack Gillette and Corinna Willard	3-3	220.20	331.20	20.40	11th
R9 (Biola University) Rebecca Patton and Lexi Stefani	3-3	218.63	275.63	13.75	12th
R10 (Biola University) Daniel Monroe and Kaylee Saville	3-3	216.50	304.00	19.00	13th
D3 (GCC) Christopher Ostertag and Carolyn Hartwick	2-4	219.90	332.40	16.80	14th
P1 (Howard Payne) Tyler Olin and Christopher Freeland	2-4	217.50	328.50	20.00	15th
F3 (Bethel University) Gabriel Day and Nathan Bajema	2-4	217.40	323.40	19.20	16th
G3 (Dordt College) Tony Zou and Ben Kuiper	2-4	215.00	324.50	17.00	17th
H2 (Bethany Lutheran College) Noella Wigtil and Emily Kjeer	2-4	213.00	312.00	22.80	18th
G2 (Dordt College) Matthew Ojo and Michel Gomes	2-4	211.90	320.40	16.80	19th

This tournament is being run using SpeechWire Tournament Services software - www.SpeechWire.com.

© 2004-2018 Ben Stewart - All Rights Reserved. SpeechWire version 4.21.006.

National Christian College Forensics Invitational Varsity Parliamentary Debate

Competitor	Round 1	Round 2	Round 3	Round 4	Round 5	Round 6	Totals	Results
A1 Kansas Wesleyan University	W - E10 - Neg R4 McKenna Patton	W - G3 - AFF E4 Caleb Moore	L - E5 - AFF T5 Adriana Young	L - R9 - Neg Z4 Daniel Friend	W - D3 - Neg E8 Ged Valenzuela	L - E13 - AFF T1 Hovsep Chaparian	3-3 329	9th
Cassity Morlan	26.00	29.00	27.00	28.00	30.00	21.00	161.00	20th
Autumn Zimmerman	28.00	28.50	28.00	29.00	29.50	25.00	168.00	4th
A2 Kansas Wesleyan University	W - D4 - AFF E4 Caleb Moore	W - R10 - Neg L3 Josh Vannoy	W - E2 - AFF R3 Sean Hansen	W - E5 - Neg R4 McKenna Patton	L - E13 - Neg F2 Jessica Samens	W - L10 - AFF D1 Andrew Harvey	5-1 341	1st
Megan Kline	30.00	30.00	30.00	29.00	26.00	28.00	173.00	1st
Dakota Yates	29.00	29.00	29.50	26.50	27.00	27.00	168.00	9th
D3 GCC	BYE	L - E5 - Neg F2 Jessica Samens	L - P1 - AFF L3 Josh Vannoy	W - G3 - Neg R3 Sean Hansen	L - A1 - AFF E8 Ged Valenzuela	L - E10 - AFF Z5 Cody Campbell	2-4 332.4	14th
Christopher Ostertag	27.90	26.00	26.00	29.50	29.00	29.00	167.40	13th
Carolyn Hartwick	27.50	27.00	27.00	30.00	28.50	25.00	165.00	18th
D4 GCC	L - A2 - Neg E4 Caleb Moore	W - G2 - AFF R3 Sean Hansen	L - R10 - Neg E3 Haley Courtney	W - H2 - AFF E6 David Finnigan	W - P1 - AFF Z5 Cody Campbell	W - E6 - Neg Z8 Isaac Lyles	4-2 331.5	4th
Micah Quigley	27.00	30.00	27.00	29.00	29.00	25.00	167.00	10th
Colin Freyvogel	28.00	28.00	27.50	28.00	26.00	27.00	164.50	17th
E10 Point Loma Nazarene University	L - A1 - AFF R4 McKenna Patton	BYE	W - H2 - Neg G1 Bruce Kuiper	L - L10 - AFF F2 Jessica Samens	W - R11 - Neg Z2 Sydney Folsom	W - D3 - Neg Z5 Cody Campbell	4-2 339.6	3rd
Gabby Kaufman	29.00	28.40	28.00	29.00	26.00	30.00	170.40	2nd
Hannah Kurowski	27.00	28.20	30.00	28.00	28.00	28.00	169.20	7th
E13 Point Loma Nazarene University	W - H2 - AFF Z4 Daniel Friend	L - P1 - Neg Q1 Erica Genabith	W - L5 - AFF D1 Andrew Harvey	W - F3 - Neg L3 Josh Vannoy	W - A2 - AFF F2 Jessica Samens	W - A1 - Neg T1 Hovsep Chaparian	5-1 320.5	2nd
Heritage Ganasi	21.00	25.00	25.00	29.50	30.00	28.00	158.50	30th
Montana Massone	23.00	28.00	27.00	29.00	28.00	27.00	162.00	19th
E2 Point Loma Nazarene University	BYE	W - F3 - AFF R4 McKenna Patton	L - A2 - Neg R3 Sean Hansen	L - R11 - AFF T5 Adriana Young	W - R10 - Neg Z9 Luiggi Svagelj	L - L5 - AFF F2 Jessica Samens	3-3 331.2	11th
Jack Gillette	27.00	27.50	27.50	27.00	27.00	26.00	162.00	25th
Corinna Willard	28.20	28.00	27.00	30.00	28.00	28.00	169.20	8th
E5 Point Loma Nazarene University	W - G2 - Neg D1 Andrew Harvey	W - D3 - AFF F2 Jessica Samens	W - A1 - Neg T5 Adriana Young	L - A2 - AFF R4 McKenna Patton	L - L10 - Neg R2 Daniel Elliott	L - R11 - AFF L3 Josh Vannoy	3-3 334.5	8th
Sam Jones	24.00	30.00	29.00	28.00	28.00	27.00	166.00	12th
Nathaniel Hosmer	29.00	28.00	26.00	27.00	30.00	28.50	168.50	5th
E6 Point Loma Nazarene	W - F3 - Neg	W - L10 - AFF	L - R11 - AFF	W - P1 - Neg	W - R9 - Neg	L - D4 - AFF	4-2	

University	Z5 Cody Campbell	Z16 AJ Morehead	F2 Jessica Samens	D1 Andrew Harvey	L3 Josh Vannoy	Z8 Isaac Lyles	323.5	6th
James Laky	28.00	27.50	25.00	28.00	29.00	22.00	159.50	26th
Lucie Gillette	27.00	28.00	26.00	26.00	28.00	29.00	164.00	23rd
F3 Bethel University	L - E6 - AFF Z5 Cody Campbell	L - E2 - Neg R4 McKenna Patton	W - G2 - Neg Z16 AJ Morehead	L - E13 - AFF L3 Josh Vannoy	L - G3 - AFF D1 Andrew Harvey	BYE	2-4 323.4	16th
Gabriel Day	25.00	26.00	27.00	27.00	26.00	26.20	157.20	35th
Nathan Bajema	26.00	29.00	27.50	28.00	28.00	27.70	166.20	14th
G2 Dordt College	L - E5 - AFF D1 Andrew Harvey	L - D4 - Neg R3 Sean Hansen	L - F3 - AFF Z16 AJ Morehead	BYE	L - L5 - Neg R4 McKenna Patton	W - P1 - Neg T5 Adriana Young	2-4 320.4	19th
Matthew Ojo	25.00	29.00	26.50	26.30	25.00	26.00	157.80	37th
Michel Gomes	26.00	28.50	26.00	27.10	26.00	29.00	162.60	28th
G3 Dordt College	W - R10 - AFF F2 Jessica Samens	L - A1 - Neg E4 Caleb Moore	L - L10 - Neg E8 Ged Valenzuela	L - D3 - AFF R3 Sean Hansen	W - F3 - Neg D1 Andrew Harvey	L - R9 - AFF Z2 Sydney Folsom	2-4 324.5	17th
Tony Zou	27.00	27.50	27.00	28.50	25.00	26.00	161.00	29th
Ben Kuiper	26.00	27.00	27.50	28.00	28.00	27.00	163.50	21st
H2 Bethany Lutheran College	L - E13 - Neg Z4 Daniel Friend	W - R9 - AFF D1 Andrew Harvey	L - E10 - AFF G1 Bruce Kuiper	L - D4 - Neg E6 David Finnigan	BYE	L - R10 - AFF E4 Caleb Moore	2-4 312	18th
Noella Wigtil	21.00	25.00	29.00	27.00	25.80	27.00	154.80	36th
Emily Kjeer	22.00	28.00	27.00	26.00	26.20	28.00	157.20	32nd
L10 GCU	BYE	L - E6 - Neg Z16 AJ Morehead	W - G3 - AFF E8 Ged Valenzuela	W - E10 - Neg F2 Jessica Samens	W - E5 - AFF R2 Daniel Elliott	L - A2 - Neg D1 Andrew Harvey	4-2 267.6	7th
Ashley Hoftiezer	16.30	26.50			30.00	25.00	97.80	38th
Grace Laidlaw	28.30	27.00	29.50	30.00	29.00	26.00	169.80	3rd
L5 GCU	W - P1 - AFF R3 Sean Hansen	L - R11 - Neg Z7 Maya Maley	L - E13 - Neg D1 Andrew Harvey	L - R10 - AFF E8 Ged Valenzuela	W - G2 - AFF R4 McKenna Patton	W - E2 - Neg F2 Jessica Samens	3-3 329.5	10th
Benjamin Struebel	30.00	25.00	26.00	27.50	28.00	27.00	163.50	24th
Andrew Vongries	29.00	27.00	24.00	27.00	29.00	30.00	166.00	11th
P1 Howard Payne	L - L5 - Neg R3 Sean Hansen	W - E13 - AFF Q1 Erica Genabith	W - D3 - Neg L3 Josh Vannoy	L - E6 - AFF D1 Andrew Harvey	L - D4 - Neg Z5 Cody Campbell	L - G2 - AFF T5 Adriana Young	2-4 328.5	15th
Tyler Olin	28.50	27.00	28.00	27.00	28.00	28.00	166.50	15th
Christopher Freeland	29.50	26.00	26.50	26.00	27.00	27.00	162.00	34th
R10 Biola University	L - G3 - Neg F2 Jessica Samens	L - A2 - AFF L3 Josh Vannoy	W - D4 - AFF E3 Haley Courtney	W - L5 - Neg E8 Ged Valenzuela	L - E2 - AFF Z9 Luiggi Svagelj	W - H2 - Neg E4 Caleb Moore	3-3 304	13th
Daniel Monroe	25.00	27.00	29.00	28.00	30.00	28.50	167.50	6th
Kaylee Saville	24.00	28.00	28.50	28.50		27.50	136.50	27th
R11 Biola University	FORFEIT	W - L5 - AFF Z7 Maya	W - E6 - Neg F2 Jessica	W - E2 - Neg T5 Adriana	L - E10 - AFF Z2 Sydney	W - E5 - Neg L3 Josh Vannoy	4-2 273.5	5th

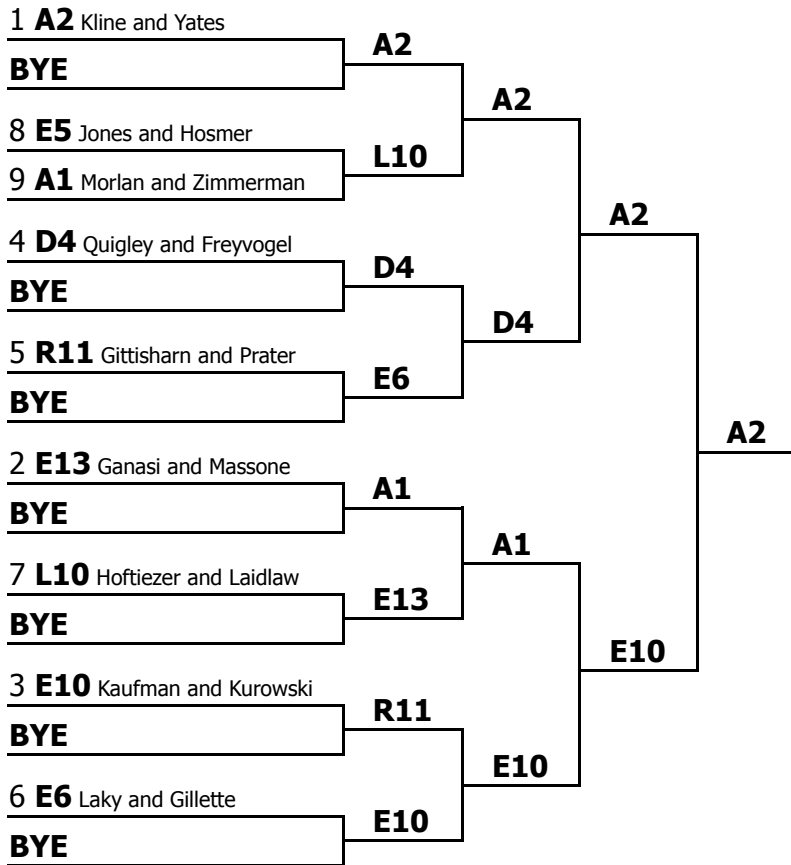
		Maley	Samens	Young	Folsom			
Chase Gittisharn		26.00	28.00	28.00	25.00	28.00	135.00	33rd
Madeleine Prater		28.00	27.00	29.00	27.00	27.50	138.50	22nd
R9 Biola University	FORFEIT	L - H2 - Neg D1 Andrew Harvey	BYE	W - A1 - AFF Z4 Daniel Friend	L - E6 - AFF L3 Josh Vannoy	W - G3 - Neg Z2 Sydney Folsom	3-3 275.63	12th
Rebecca Patton		27.00	27.88	28.00	28.50	28.00	139.38	16th
Lexi Stefani		24.00	27.25	29.00	27.00	29.00	136.25	31st

This tournament is being run using SpeechWire Tournament Services software - www.SpeechWire.com.
© 2004-2018 Ben Stewart - All Rights Reserved. SpeechWire version 4.21.006.

National Christian College Forensics Invitational

Varsity Parliamentary Debate

Elimination round bracket



This tournament is being run using SpeechWire Tournament Services software - www.SpeechWire.com.
 © 2004-2018 Ben Stewart - All Rights Reserved. SpeechWire version 4.21.006.

National Christian College Forensics Invitational Novice Lincoln-Douglas

Competitor	Round 1	Round 2	Round 3	Round 4	Round 5	Round 6	Totals	Results
E4 Point Loma Nazarene University	W - E9 - AFF G1 Bruce Kuiper	W - T1 - Neg E6 David Finnigan	BYE	W - E9 - Neg Z7 Maya Maley	BYE	FORFEIT	5-0 141.66	1st
Hannah Nelson	29.00	29.00	28.33	27.00	28.33		141.66	
E9 Point Loma Nazarene University	L - E4 - Neg G1 Bruce Kuiper	BYE	W - T1 - AFF E7 Crystal-Lane Swift Ferguson	L - E4 - AFF Z7 Maya Maley	W - T1 - Neg Z6 Cale Campbell	BYE	3-2 132.5	2nd
Christian Aguayo	28.00	26.50	28.00	25.00	25.00		132.50	
T1 Azusa Pacific University	BYE	L - E4 - AFF E6 David Finnigan	L - E9 - Neg E7 Crystal-Lane Swift Ferguson	BYE	L - E9 - AFF Z6 Cale Campbell	BYE	2-3 131.66	3rd
Francisco Barrera	26.33	26.00	29.00	26.33	24.00		131.66	

This tournament is being run using SpeechWire Tournament Services software - www.SpeechWire.com.
© 2004-2018 Ben Stewart - All Rights Reserved. SpeechWire version 4.21.006.

National Christian College Forensics Invitational
Varsity NFA-LD
Individual speakers in order

Speaker	Drop H/L	Points	J Var	Results
Gabby Kaufman (E7) Point Loma Nazarene University	59.00	118.00	0.7934	1st
Nathaniel Hosmer (E3) Point Loma Nazarene University	59.00	118.00	0.6866	2nd
Hannah Kurowski (E10) Point Loma Nazarene University	57.00	115.00	0.1768	3rd
A J Crawford (E1) Point Loma Nazarene University	57.00	114.00	0.2605	4th
James Laky (E6) Point Loma Nazarene University	57.00	114.00	0.0145	5th
Lucie Gillette (E11) Point Loma Nazarene University	57.00	112.00	0.3330	6th
Montana Massone (E13) Point Loma Nazarene University	57.00	112.00	-0.4756	7th
Megan Kline (A4) Kansas Wesleyan University	56.00	113.00	0.2012	8th
Jack Gillette (E8) Point Loma Nazarene University	56.00	112.50	-0.3062	9th
Heritage Ganasi (E12) Point Loma Nazarene University	56.00	106.00	0.0565	10th
Autumn Zimmerman (A1) Kansas Wesleyan University	55.00	107.00	-0.2240	11th
Corinna Willard (E2) Point Loma Nazarene University	54.17	108.67	-0.8587	12th
Dakota Yates (A2) Kansas Wesleyan University	53.00	83.00	0.3984	13th
Sam Jones (E5) Point Loma Nazarene University	49.00	99.00	-1.1715	14th

This tournament is being run using SpeechWire Tournament Services software - www.SpeechWire.com.
 © 2004-2018 Ben Stewart - All Rights Reserved. SpeechWire version 4.21.006.

National Christian College Forensics Invitational

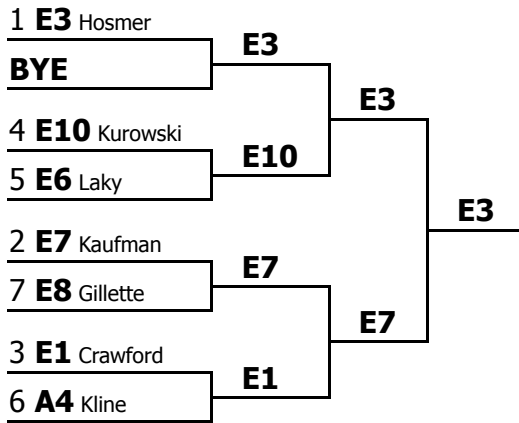
Varsity NFA-LD

Competitor	Round 1	Round 2	Round 3	Round 4	Totals	Results
A1 Kansas Wesleyan University	W - E5 - AFF Z7 Maya Maley	W - E10 - Neg R5 Ashley Johnson	L - E3 - Neg N1 Ana'ly Garcia	L - E7 - AFF N3 Matt Grisat	2-2 107	9th
Autumn Zimmerman	26.00	30.00	22.00	29.00	107.00	11th
A2 Kansas Wesleyan University	L - E1 - Neg Z16 AJ Morehead	FORFEIT	W - E12 - AFF Z11 Arturo Cabrera	W - E8 - Neg Z5 Cody Campbell	2-2 83	11th
Dakota Yates	28.00		25.00	30.00	83.00	13th
A4 Kansas Wesleyan University	W - E13 - AFF Z5 Cody Campbell	L - E8 - Neg T5 Adriena Young	L - E6 - Neg Z4 Daniel Friend	W - E2 - AFF Z6 Cale Campbell	2-2 113	6th
Megan Kline	29.00	28.00	28.00	28.00	113.00	8th
E1 Point Loma Nazarene University	W - A2 - AFF Z16 AJ Morehead	W - E12 - Neg Z4 Daniel Friend	W - E5 - AFF Z8 Isaac Lyles	L - E3 - Neg E7 Crystal-Lane Swift Ferguson	3-1 114	3rd
A J Crawford	29.00	30.00	27.00	28.00	114.00	4th
E10 Point Loma Nazarene University	L - E6 - Neg T5 Adriena Young	L - A1 - AFF R5 Ashley Johnson	W - E11 - Neg Q1 Erica Genabith	W - E13 - AFF Z12 Wendeth Rauf	2-2 115	4th
Hannah Kurowski	28.00	29.00	28.00	30.00	115.00	3rd
E11 Point Loma Nazarene University	L - E2 - Neg E4 Caleb Moore	L - E3 - AFF Z7 Maya Maley	L - E10 - AFF Q1 Erica Genabith	L - E12 - Neg Z8 Isaac Lyles	0-4 112	14th
Lucie Gillette	30.00	28.00	25.00	29.00	112.00	6th
E12 Point Loma Nazarene University	L - E3 - Neg E1 Skip Rutledge	L - E1 - AFF Z4 Daniel Friend	L - A2 - Neg Z11 Arturo Cabrera	W - E11 - AFF Z8 Isaac Lyles	1-3 106	13th
Heritage Ganasi	28.00	30.00	20.00	28.00	106.00	10th
E13 Point Loma Nazarene University	L - A4 - Neg Z5 Cody Campbell	W - E6 - AFF E2 Ashley Nuckels Cuevas	L - E8 - AFF E3 Haley Courtney	L - E10 - Neg Z12 Wendeth Rauf	1-3 112	12th
Montana Massone	26.00	29.00	28.00	29.00	112.00	7th
E2 Point Loma Nazarene University	W - E11 - AFF E4 Caleb Moore	BYE	L - E7 - Neg E1 Skip Rutledge	L - A4 - Neg Z6 Cale Campbell	2-2 108.67	8th
Corinna Willard	29.50	27.17	27.00	25.00	108.67	12th
E3 Point Loma Nazarene University	W - E12 - AFF E1 Skip Rutledge	W - E11 - Neg Z7 Maya Maley	W - A1 - AFF N1 Ana'ly Garcia	W - E1 - AFF E7 Crystal-Lane Swift Ferguson	4-0 118	1st
Nathaniel Hosmer	29.00	29.00	30.00	30.00	118.00	2nd
E5 Point Loma Nazarene University	L - A1 - Neg Z7 Maya Maley	W - E7 - AFF Z5 Cody Campbell	L - E1 - Neg Z8 Isaac Lyles	W - E6 - AFF Z2 Sydney Folsom	2-2 99	10th
Sam Jones	23.00	26.00	21.00	29.00	99.00	14th
E6 Point Loma Nazarene University	W - E10 - AFF T5 Adriena Young	L - E13 - Neg E2 Ashley Nuckels Cuevas	W - A4 - AFF Z4 Daniel Friend	L - E5 - Neg Z2 Sydney Folsom	2-2 114	5th

James Laky	29.00	28.00	27.00	30.00	114.00	5th
E7 Point Loma Nazarene University	W - E8 - AFF E6 David Finnigan	L - E5 - Neg Z5 Cody Campbell	W - E2 - AFF E1 Skip Rutledge	W - A1 - Neg N3 Matt Grisat	3-1 118	2nd
Gabby Kaufman	29.00	29.00	30.00	30.00	118.00	1st
E8 Point Loma Nazarene University	L - E7 - Neg E6 David Finnigan	W - A4 - AFF T5 Adriana Young	W - E13 - Neg E3 Haley Courtney	L - A2 - AFF Z5 Cody Campbell	2-2 112.5	7th
Jack Gillette	28.00	27.00	29.50	28.00	112.50	9th

This tournament is being run using SpeechWire Tournament Services software - www.SpeechWire.com.
© 2004-2018 Ben Stewart - All Rights Reserved. SpeechWire version 4.21.006.

National Christian College Forensics Invitational
Varsity NFA-LD
Elimination round bracket



This tournament is being run using SpeechWire Tournament Services software - www.SpeechWire.com.
© 2004-2018 Ben Stewart - All Rights Reserved. SpeechWire version 4.21.006.

National Christian College Forensics Invitational Varsity Readers Theatre

Code	Team	Competitor(s)	Finals			Rank total	Judges pref.	Spkr. points	Head to head	Prelim Ranks	Finals result
			N3	E2	T5						
C6	Liberty University	The Edge of Death	1 (24)	1 (24)	1 (25)	3		73			1
F7	Bethel University	I Know Things	2 (22)	2 (20)	2 (22)	6		64			2

This tournament is being run using SpeechWire Tournament Services software - www.SpeechWire.com.
 © 2004-2018 Ben Stewart - All Rights Reserved. SpeechWire version 4.21.006.

National Christian College Forensics Invitational Varsity After Dinner Speaking

Code	Team	Competitor(s)	Prelims			Rank total	Spkr. points	Head to head	Finals			Rank total	Judges pref.	Spkr. points	Head to head	Prelim Ranks	Finals result
			1	2	3				N2	Z5	A3						
A5	Kansas Wesleyan University	Tanner Bowles	4 (21)	3 (22)	5 (18)	12	61								12		
C1	Liberty University	Peter Lundrigan	4 (20)	2 (23)	3 (23)	9	66								9		
F8	Bethel University	James Seibel	5 (20)	2 (24)	3 (23)	10	67								10		
G7	Dordt College	Bethany Van Eps	5 (21)	4 (20)	4 (22)	13	63								13		
K1	Whitworth University	Tucker Wilson	3 (22)	1 (25)	2 (24)	6	71		1 (25)	3 (23)	2 (25)	6		73	6	1	
K11	Whitworth University	Rylee Walter	3 (22)	1 (24)	2 (24)	6	70		5 (21)	5 (20)	3 (24)	13	5	65	6	5	
K8	Whitworth University	Damian Sanchez	1 (25)	5 (19)	5 (21)	11	65								11		
K9	Whitworth University	Calvin Payne	3 (21)	5 (21)	3 (21)	11	63								11		
L1	GCU	Brian White	1 (25)	4 (22)	4 (22)	9	69								9		
L11	GCU	Phoebe Southworth	4 (22)	5 (18)	4 (19)	13	59								13		
L6	GCU	Vanessa Young															
L7	GCU	Keliann Nash	1 (24)	2 (23)	2 (24)	5	71		4 (22)	1 (25)	4 (24)	9		71	5	2	
L8	GCU	Amanda Ostrem	2 (24)	3 (23)	3 (23)	8	70								8		
M4	Northwest Nazarene University	Nicole Geiger	3 (23)	3 (23)	1 (25)	7	71		6 (20)	2 (24)	5 (23)	13	6	67	7	6	
M5	Northwest Nazarene University	Alex Murray	2 (23)	4 (21)	2 (22)	8	66								8		
N5	California Baptist University	Anthony Anderson	5 (20)	3 (22)	5 (21)	13	63								13		
Q4	Seton Hall University	Brian Sumereau	4 (21)	2 (24)	1 (24)	7	69								7		
R2	Biola University	Brendon Silvester	2 (24)	4 (20)	4 (22)	10	66								10		
R3	Biola University	Reagan Smalley	2 (24)	1 (25)	1 (25)	4	74		2 (24)	4 (22)	6 (23)	12		69	4	4	
S2	Cedarville University IE	Gabe Cyrus	1 (25)	1 (25)	1 (25)	3	75		3 (23)	6 (20)	1 (25)	10		68	3	3	

National Christian College Forensics Invitational Varsity Communication Analysis

Code	Team	Competitor(s)	Prelims			Rank total	Spkr. points	Head to head	Finals			Rank total	Judges pref.	Spkr. points	Head to head	Prelim Ranks	Finals result
			1	2	3				M2	Z1	Z13						
A1	Kansas Wesleyan University	Autumn Zimmerman	2 (23)	4 (20)	1 (25)	7	68		3 (23)	1 (23)	2 (24)	6	2	70		7	2
A2	Kansas Wesleyan University	Dakota Yates	2 (19)	1 (24)	3 (22)	6	65		1 (25)	4 (18)	1 (25)	6	1	68		6	1
F1	Bethel University	Brooke Thacker	3 (18)	3 (21)	3 (23)	9	62									9	
L1	GCU	Brian White	4 (17)	2 (23)	4 (22)	10	62									10	
L2	GCU	Thomas Gleason	1 (24)	1 (25)	2 (23)	4	72		2 (24)	2 (21)	3 (23)	7		68		4	3
Q1	Seton Hall University	Jon Thow	3 (22)	3 (22)	2 (24)	8	68									8	
Q2	Seton Hall University	Jordan Shepherd	1 (22)	2 (23)	1 (24)	4	69		4 (22)	3 (19)	4 (22)	11		63		4	4
T1	Azusa Pacific University	Francisco Barrera	4 (20)	4 (19)	4 (21)	12	60									12	

This tournament is being run using SpeechWire Tournament Services software - www.SpeechWire.com.
© 2004-2018 Ben Stewart - All Rights Reserved. SpeechWire version 4.21.006.

National Christian College Forensics Invitational Varsity Dramatic Interpretation

Code	Team	Competitor(s)	Prelims			Rank total	Spkr. points	Head to head	Finals			Rank total	Judges pref.	Spkr. points	Head to head	Prelim Ranks	Finals result
			1	2	3				L1	R5	K3						
A5	Kansas Wesleyan University	Tanner Bowles	4 (21)	5 (21)	5 (20)	14	62								14		
B3	Colorado Christian University	Corbin Meacham	4 (19)	5 (19)	4 (23)	13	61	W							13		
C5	Liberty University	Rebekah Sharpe	3 (22)	3 (23)	1 (25)	7	70	W	4 (22)	3 (23)	5 (21)	12	4	66	7	4	
C6	Liberty University	Britta Hinten	3 (23)	4 (21)	2 (24)	9	68								9		
C7	Liberty University	Mikaela Stiner	4 (20)	5 (20)	5 (19)	14	59								14		
C8	Liberty University	Rebekah Kolacz	1 (24)	3 (23)	4 (18)	8	65								8		
F10	Bethel University	Nathan Bajema	1 (24)	2 (24)	3 (20)	6	68		6 (20)	2 (24)	6 (20)	14		64	6	6	
F2	Bethel University	McKayla Schneck	2 (23)	5 (20)	5 (21)	12	64								12		
F5	Bethel University	Rachel Rosell	4 (21)	2 (23)	3 (23)	9	67								9		
F9	Bethel University	Summer Sedlacek	4 (21)	4 (20)	5 (20)	13	61								13		
H3	Bethany Lutheran College	Noella Wigtil	4 (19)	4 (22)	3 (22)	11	63								11		
K4	Whitworth University	Jess Lewis	4 (22)	2 (24)	4 (22)	10	68								10		
L6	GCU	Vanessa Young															
L8	GCU	Amanda Ostrem	3 (21)	3 (21)	1 (23)	7	65	W							7		
N7	California Baptist University	Sarah Swope	2 (23)	4 (22)	1 (25)	7	70		3 (23)	4 (22)	3 (23)	10		68	7	2	
Q1	Seton Hall University	Jon Thow	4 (20)	1 (23)	2 (22)	7	65								7		
Q3	Seton Hall University	Olivia Klein	4 (20)	1 (25)	2 (24)	7	69		5 (21)	5 (21)	2 (24)	12	5	66	7	5	
Q5	Seton Hall University	Aliezah Hulett	4 (21)	5 (20)	4 (22)	13	63								13		
R3	Biola University	Reagan Smalley	2 (24)	2 (23)	5 (21)	9	68	W							9		
S10	Cedarville University IE	Remy Patterson	1 (25)	1 (25)	3 (23)	5	73		2 (24)	6 (20)	4 (22)	12		66	5	3	

S2	Cedarville University IE	Gabe Cyrus	2 (23)	1 (24)	1 (25)	4	72			1 (25)	1 (25)	1 (25)	3		75		4	1
S3	Cedarville University IE	Cat Clemons	3 (22)	3 (22)	2 (24)	8	68										8	
S8	Cedarville University IE	Maddie Pierce	1 (24)	5 (21)	5 (17)	11	62										11	

This tournament is being run using SpeechWire Tournament Services software - www.SpeechWire.com.
© 2004-2018 Ben Stewart - All Rights Reserved. SpeechWire version 4.21.006.

National Christian College Forensics Invitational

Varsity Duo Interpretation

Code	Team	Competitor(s)	Prelims			Rank total	Spkr. points	Head to head	Finals			Rank total	Judges pref.	Spkr. points	Head to head	Prelim Ranks	Finals result
			1	2	3				R6	E7	L2						
C3	Liberty University	Peter Lundrigan and Elizabeth Mills	2 (23)	1 (25)	1 (25)	4	73		7 (16)	6 (20)	6 (17)	19		53		4	6
C7	Liberty University	Mikaela Stiner and John Vence	5 (20)	2 (23)	2 (24)	9	67								9		
F10	Bethel University	Nathan Bajema and Alyssa Teh	1 (24)	4 (20)	1 (25)	6	69		4 (19)	3 (23)	5 (18)	12	5	60		6	5
K1	Whitworth University	Tucker Wilson and Sara Muscente	1 (25)	3 (23)	4 (22)	8	70		6 (17)	7 (19)	7 (15)	20		51		8	7
K3	Whitworth University	Drew Craddock and Daniel Giorello	4 (21)	3 (21)	3 (23)	10	65								10		
K9	Whitworth University	Calvin Payne and Jess Lewis	3 (19)	5 (19)	3 (22)	11	60								11		
L8	GCU	Amanda Ostrem and Keliann Nash	4 (21)	2 (24)	4 (22)	10	67								10		
N2	California Baptist University	Odalys Zavala and Brianne Moses	4 (17)	4 (17)	4 (20)	12	54								12		
Q3	Seton Hall University	Olivia Klein and Jon Thow	1 (25)	4 (22)	3 (23)	8	70		2 (21)	4 (22)	2 (22)	8		65		8	3
Q5	Seton Hall University	Aliezah Hulett and Olivia Klein	2 (24)	2 (24)	2 (24)	6	72		3 (20)	5 (21)	4 (20)	12	4	61		6	4
S2	Cedarville University IE	Gabe Cyrus and Remy Patterson	3 (22)	1 (25)	1 (25)	5	72		5 (18)	1 (25)	1 (23)	7		66		5	2
S9	Cedarville University IE	Gabe Cyrus and Sue Edwards	3 (22)	1 (25)	2 (24)	6	71		1 (24)	2 (24)	3 (21)	6		69		6	1
T8	Azusa Pacific University	Nicholas Barajas and Francisco Barrera	2 (20)	3 (23)	5 (21)	10	64								10		

T7	Azusa Pacific University	Ashley Jones	2 (20)	2 (22)	4 (20)	8	62									8	
----	--------------------------	--------------	-----------	-----------	-----------	---	----	--	--	--	--	--	--	--	--	---	--

This tournament is being run using SpeechWire Tournament Services software - www.SpeechWire.com.
 © 2004-2018 Ben Stewart - All Rights Reserved. SpeechWire version 4.21.006.

	Payne	Freeland	(24)	(12)	(24)												
P4	Howard Payne	Madi Neal	5 (15)	5 (20)	1 (22)	11	57										11
S4	Cedarville University IE	Wade Kyser	4 (21)	4 (22)	5 (17)	13	60										13
S5	Cedarville University IE	Laura Mihelc	5 (20)	4 (21)	1 (25)	10	66										10
S7	Cedarville University IE	Jameson Burns	4 (22)	3 (23)	5 (20)	12	65										12
T5	Azusa Pacific University	Molly Quezada	3 (23)	5 (21)	4 (20)	12	64										12
T6	Azusa Pacific University	Jake Burrola	3 (23)	3 (18)	2 (21)	8	62										8

This tournament is being run using SpeechWire Tournament Services software - www.SpeechWire.com.
© 2004-2018 Ben Stewart - All Rights Reserved. SpeechWire version 4.21.006.

National Christian College Forensics Invitational
Varsity Interpretation of Faith Literature

Code	Team	Competitor(s)	Prelims			Rank total	Spkr. points	Head to head	Finals			Rank total	Judges pref.	Spkr. points	Head to head	Prelim Ranks	Finals result
			1	2	3				A2	B1	K5						
A1	Kansas Wesleyan University	Autumn Zimmerman	1 (24)	3 (22)	3 (23)	7	69								7		
A4	Kansas Wesleyan University	Megan Kline	5 (21)	4 (19)	1 (24)	10	64								10		
C2	Liberty University	John Vence	4 (21)	3 (23)	2 (24)	9	68								9		
C3	Liberty University	Elizabeth Mills	2 (23)	5 (18)	3 (20)	10	61								10		
C4	Liberty University	Sarah Johnson	4 (22)	2 (21)	4 (22)	10	65								10		
C5	Liberty University	Rebekah Sharpe	3 (23)	1 (23)	1 (24)	5	70		1 (25)	2 (23)	4 (21)	7		69	5	1	
C6	Liberty University	Britta Hinten	3 (22)	5 (20)	4 (19)	12	61								12		
C7	Liberty University	Mikaela Stiner	5 (18)	3 (20)	3 (22)	11	60								11		
C8	Liberty University	Rebekah Kolacz	4 (19)	1 (25)	4 (22)	9	66								9		
G6	Dordt College	Emma Stoltzfus	5 (20)	5 (18)	5 (21)	15	59								15		
H3	Bethany Lutheran College	Noella Wigtil	5 (21)	4 (21)	2 (23)	11	65								11		
K5	Whitworth University	Eric Anderson	5 (19)	5 (26)	5 (16)	15	61								15		
M2	Northwest Nazarene University	Cassidy Littleton	4 (22)	4 (22)	5 (20)	13	64								13		
Q1	Seton Hall University	Jon Thow	1 (22)	1 (23)	2 (22)	4	67		3 (23)	5 (20)	1 (24)	9		67	4	3	
Q2	Seton Hall University	Jordan Shepherd	3 (22)	5 (21)	5 (19)	13	62								13		
Q3	Seton Hall University	Olivia Klein	2 (23)	2 (22)	2 (24)	6	69		2 (24)	3 (22)	5 (20)	10		66	6	4	
Q4	Seton Hall University	Brian Sumereau	1 (25)	2 (23)	3 (23)	6	71		6 (20)	6 (19)	6 (19)	18		58	6	6	
Q6	Seton Hall University	Aliezah Hulett	2 (21)	4 (19)	5 (20)	11	60	W							11		
S3	Cedarville University IE	Cat Clemons	3 (20)	1 (24)	1 (25)	5	69		5 (21)	1 (24)	2 (23)	8		68	5	2	
S6	Cedarville University	Megan Orr	2 (24)	2 (24)	1 (25)	5	73		4 (22)	4 (21)	3 (22)	11		65	5	5	

	IE																
S9	Cedarville University IE	Sue Edwards	1 (24)	3 (21)	4 (21)	8	66									8	

This tournament is being run using SpeechWire Tournament Services software - www.SpeechWire.com.
 © 2004-2018 Ben Stewart - All Rights Reserved. SpeechWire version 4.21.006.

N3	California Baptist University	Samantha Thomas	2 (21)	2 (21)	2 (23)	6	65		6							6		
N4	California Baptist University	Anna Beane	3 (20)	4 (20)	2 (24)	9	64		3	5 (20)	3 (22)	4 (22)	12		64		9	5
N5	California Baptist University	Anthony Anderson	1 (23)	3 (19)	5 (19)	9	61		1	1 (24)	4 (21)	6 (20)	11	3	65		9	3
N6	California Baptist University	Brenna Thomale	4 (23)	4 (20)	3 (21)	11	64	W									11	
Q2	Seton Hall University	Jordan Shepherd	5 (18)	5 (19)	3 (22)	13	59										13	
Q3	Seton Hall University	Olivia Klein	5 (10)	5 (19)	3 (21)	13	50										13	
Q4	Seton Hall University	Brian Sumereau	2 (23)	1 (25)	1 (24)	4	72		1	2 (23)	2 (23)	5 (21)	9		67		4	2
R2	Biola University	Brendon Silvester	2 (23)	2 (24)	2 (22)	6	69		5								6	
S1	Cedarville University IE	Micaiah Bergoon	3 (21)	5 (18)	5 (21)	13	60										13	
S8	Cedarville University IE	Maddie Pierce	5 (16)	2 (23)	4 (20)	11	59										11	

National Christian College Forensics Invitational
Novice Impromptu Speaking

Code	Team	Competitor(s)	Prelims			Rank total	Spkr. points	Head to head	Semi	Finals			Rank total	Judges pref.	Spkr. points	Head to head	Prelim Ranks	Finals result
			1	2	3					C2	Z12	G1						
T1	Azusa Pacific University	Francisco Barrera	3 (22)	5 (18)	4 (20)	12	60	W									12	
T2	Azusa Pacific University	Juliette Derbyshire	4 (19)	4 (19)	2 (22)	10	60										10	
T3	Azusa Pacific University	Santeon Brown	1 (23)	1 (23)	4 (20)	6	66		7								6	
T4	Azusa Pacific University	Jason Stevens	3 (23)	4 (20)	1 (24)	8	67		4								8	
T7	Azusa Pacific University	Ashley Jones	3 (15)	2 (22)	2 (22)	7	59		2	4 (21)	1 (24)	2 (24)	7		69		7	1

This tournament is being run using SpeechWire Tournament Services software - www.SpeechWire.com.
 © 2004-2018 Ben Stewart - All Rights Reserved. SpeechWire version 4.21.006.

Q4	Brian Sumereau	Seton Hall University	1 (24)	1 (25)	3 (24)	5		73		4	1
T7	Ashley Jones	Azusa Pacific University	2 (20)	5 (21)	1 (23)	8		64		7	2
N4	Anna Beane	California Baptist University	3 (17)	4 (22)	2 (20)	9		59		9	3
G5	Tony Zou	Dordt College	4 (16)	2 (24)	6 (19)	12	4	59		8	4
B2	Talina Sandoval	Colorado Christian University	5 (15)	3 (23)	4 (21)	12	5	59		5	5
N3	Samantha Thomas	California Baptist University	6 (14)	6 (20)	5 (22)	17		56		6	6

This tournament is being run using SpeechWire Tournament Services software - www.SpeechWire.com.

© 2004-2018 Ben Stewart - All Rights Reserved. SpeechWire version 4.21.006.

P3	Howard Payne	Christopher Freeland	5 (19)	5 (19)	5 (22)	15	60										15	
P4	Howard Payne	Madi Neal	5 (20)	5 (18)	5 (20)	15	58										15	
Q1	Seton Hall University	Jon Thow	1 (23)	2 (23)	1 (24)	4	70		1	4 (22)	4 (22)	4 (22)	12	5	66		4	5
R3	Biola University	Reagan Smalley	4 (22)	4 (20)	5 (19)	13	61										13	
S2	Cedarville University IE	Gabe Cyrus	1 (25)	4 (20)	2 (22)	7	67		3	6 (20)	3 (23)	3 (23)	12	4	66		7	4
S3	Cedarville University IE	Cat Clemons	2 (23)	4 (21)	5 (22)	11	66										11	
S4	Cedarville University IE	Wade Kyser	2 (23)	3 (22)	3 (23)	8	68										8	
S5	Cedarville University IE	Laura Mihelc	2 (22)	2 (22)	3 (19)	7	63		6								7	
S6	Cedarville University IE	Megan Orr	1 (25)	5 (21)	3 (21)	9	67										9	
S7	Cedarville University IE	Jameson Burns	2 (24)	4 (22)	2 (23)	8	69		4								8	

This tournament is being run using SpeechWire Tournament Services software - www.SpeechWire.com.
© 2004-2018 Ben Stewart - All Rights Reserved. SpeechWire version 4.21.006.

National Christian College Forensics Invitational
Varsity Impromptu Speaking

Code	Team	Competitor(s)	Prelims			Rank total	Spkr. points	Head to head	Semi	Finals			Rank total	Judges pref.	Spkr. points	Head to head	Prelim Ranks	Finals result
			1	2	3					N1	Z15	Z17						
T5	Azusa Pacific University	Molly Quezada	4 (21)	5 (21)	4 (17)	13	59										13	
T6	Azusa Pacific University	Jake Burrola	4 (22)	1 (25)	1 (24)	6	71		6								6	

This tournament is being run using SpeechWire Tournament Services software - www.SpeechWire.com.
 © 2004-2018 Ben Stewart - All Rights Reserved. SpeechWire version 4.21.006.

National Christian College Forensics Invitational
Varsity Impromptu Speaking
Elimination round results

Final round

Code	Name	Team	N1	Z15	Z17	Rank total	Judges pref.	Spkr. points	Head to head	Prelim Ranks	Place
A2	Dakota Yates	Kansas Wesleyan University	3 (23)	2 (24)	2 (24)	7		71		4	1
M3	Sam Moore	Northwest Nazarene University	1 (25)	1 (25)	6 (20)	8	2	70		8	2
B5	Megan Maruyama	Colorado Christian University	2 (24)	5 (21)	1 (25)	8	3	70		5	3
S2	Gabe Cyrus	Cedarville University IE	6 (20)	3 (23)	3 (23)	12	4	66		7	4
Q1	Jon Thow	Seton Hall University	4 (22)	4 (22)	4 (22)	12	5	66		4	5
L7	Keliann Nash	GCU	5 (21)	6 (20)	5 (21)	16		62		7	6

Semifinal round

Code	Name	Team	R5	Q1	K5	Rank total	Judges pref.	Spkr. points	Head to head	Prelim Ranks	Place
L7	Keliann Nash	GCU	2 (24)	2 (24)	3 (22)	7		70		7	1
A2	Dakota Yates	Kansas Wesleyan University	4 (22)	3 (22)	1 (24)	8		68		4	2
S2	Gabe Cyrus	Cedarville University IE	1 (25)	6 (19)	2 (23)	9		67		7	3
S7	Jameson Burns	Cedarville University IE	3 (23)	1 (25)	6 (19)	10		67		8	4
B6	Tyler King	Colorado Christian University	5 (21)	4 (21)	5 (20)	14		62		6	5
T6	Jake Burrola	Azusa Pacific University	6 (20)	5 (20)	4 (21)	15		61		6	6

Semifinal round

Code	Name	Team	E2	C1	Z11	Rank total	Judges pref.	Spkr. points	Head to head	Prelim Ranks	Place
Q1	Jon Thow	Seton Hall University	1 (25)	2 (24)	1 (25)	4		74		4	1

B5	Megan Maruyama	Colorado Christian University	3 (23)	4 (22)	2 (24)	9		69		5	2
M3	Sam Moore	Northwest Nazarene University	6 (20)	1 (25)	3 (23)	10		68		8	3
L2	Thomas Gleason	GCU	2 (24)	6 (20)	4 (21)	12		65		7	4
A4	Megan Kline	Kansas Wesleyan University	5 (21)	3 (23)	5 (19)	13		63		6	5
S5	Laura Mihelc	Cedarville University IE	4 (22)	5 (21)	6 (17)	15		60		7	6

This tournament is being run using SpeechWire Tournament Services software - www.SpeechWire.com.
© 2004-2018 Ben Stewart - All Rights Reserved. SpeechWire version 4.21.006.

National Christian College Forensics Invitational
Novice Informative Speaking

Code	Team	Competitor(s)	Prelims			Rank total	Spkr. points	Head to head	Finals			Rank total	Judges pref.	Spkr. points	Head to head	Prelim Ranks	Finals result
			1	2	3				Z15	M2	A1						
C2	Liberty University	John Vence	2 (24)	1 (25)	1 (25)	4	74		2 (24)	2 (24)	5 (20)	9		68		4	4
H1	Bethany Lutheran College	Gideon Ripley	2 (19)	3 (23)	4 (22)	9	64	W								9	
H2	Bethany Lutheran College	Emily Kjeer	3 (21)	3 (23)	4 (22)	10	66									10	
K7	Whitworth University	Brendan Thompson	1 (25)	1 (25)	4 (19)	6	69		3 (23)	1 (25)	2 (23)	6		71		6	1
K8	Whitworth University	Damian Sanchez	4 (17)	2 (24)	3 (23)	9	64									9	
K9	Whitworth University	Calvin Payne	2 (22)	4 (21)	3 (23)	9	66		6 (20)	6 (22)	4 (21)	16		63		9	6
L9	GCU	Xanthia Clow	3 (18)	2 (24)	1 (25)	6	67		1 (25)	5 (22)	3 (22)	9	3	69		6	3
N1	California Baptist University	Odalys Zavala	4 (20)	5 (19)	5 (20)	14	59									14	
N4	California Baptist University	Anna Beane	5 (15)	3 (22)	2 (24)	10	61									10	
N5	California Baptist University	Anthony Anderson	4 (20)	4 (22)	5 (16)	13	58									13	
N6	California Baptist University	Brenna Thomale	3 (22)	5 (20)	2 (24)	10	66	W								10	
P5	Howard Payne	Lucy Manning	5 (19)	5 (21)	3 (20)	13	60									13	
Q5	Seton Hall University	Aliezah Hulett	1 (23)	2 (23)	2 (21)	5	67		4 (22)	4 (23)	1 (24)	9	2	69		5	2
S1	Cedarville University IE	Micaiah Bergoon	1 (23)	1 (24)	1 (22)	3	69		5 (21)	3 (24)	6 (18)	14		63		3	5
T1	Azusa Pacific University	Francisco Barrera	5 (18)	4 (22)	5 (20)	14	60									14	

National Christian College Forensics Invitational Varsity Informative Speaking

Code	Team	Competitor(s)	Prelims			Rank total	Spkr. points	Head to head	Finals			Rank total	Judges pref.	Spkr. points	Head to head	Prelim Ranks	Finals result
			1	2	3				C3	K2	E3						
A1	Kansas Wesleyan University	Autumn Zimmerman	3 (20)	1 (25)	3 (23)	7	68		2 (23)	4 (23)	3 (23)	9	4	69		7	4
A4	Kansas Wesleyan University	Megan Kline	1 (24)	2 (23)	1 (24)	4	71		5 (20)	5 (21)	5 (21)	15		62		4	5
C1	Liberty University	Peter Lundrigan	2 (22)	4 (20)	2 (21)	8	63									8	
C3	Liberty University	Elizabeth Mills	4 (21)	5 (18)	5 (19)	14	58									14	
E1	Point Loma Nazarene University	A J Crawford	3 (22)	2 (22)	5 (20)	10	64									10	
K10	Whitworth University	Sara Muscente	3 (22)	1 (24)	4 (20)	8	66									8	
K6	Whitworth University	Jacob Farrell	5 (18)	4 (22)	2 (23)	11	63									11	
L2	GCU	Thomas Gleason	4 (21)	3 (21)	1 (25)	8	67		3 (22)	2 (24)	1 (25)	6		71		8	1
L4	GCU	Austin Carlquist	1 (25)	3 (23)	1 (23)	5	71		1 (24)	3 (24)	4 (22)	8		70		5	2
M3	Northwest Nazarene University	Sam Moore	2 (23)	2 (24)	4 (21)	8	68		4 (21)	6 (21)	6 (20)	16		62		8	6
M4	Northwest Nazarene University	Nicole Geiger	2 (24)	1 (25)	2 (24)	5	73		6 (19)	1 (24)	2 (24)	9	3	67		5	3
M5	Northwest Nazarene University	Alex Murray	1 (23)	5 (19)	4 (19)	10	61									10	
P1	Howard Payne	Tyler Olin	5 (20)	5 (18)	5 (19)	15	57									15	
P4	Howard Payne	Madi Neal	5 (19)	5 (21)	5 (18)	15	58									15	
S5	Cedarville University IE	Laura Mihelc	5 (20)	4 (20)	3 (20)	12	60									12	
T8	Azusa Pacific University	Nicholas Barajas	4 (19)	3 (22)	3 (22)	10	63									10	

National Christian College Forensics Invitational
Varsity Persuasive Speaking

Code	Team	Competitor(s)	Prelims			Rank total	Spkr. points	Head to head	Finals			Rank total	Judges pref.	Spkr. points	Head to head	Prelim Ranks	Finals result
			1	2	3				E2	Z17	N2						
A3	Kansas Wesleyan University	Cassity Morlan	5 (17)	5 (20)	5 (20)	15	57								15		
B4	Colorado Christian University	Sheridan Brown	2 (22)	3 (22)	4 (21)	9	65								9		
F9	Bethel University	Summer Sedlacek	5 (17)	5 (20)	5 (20)	15	57								15		
H2	Bethany Lutheran College	Emily Kjeer	1 (25)	4 (22)	3 (22)	8	69		6 (19)	4 (22)	1 (25)	11	3	66	8	3	
K12	Whitworth University	Sean Duarte	4 (19)	5 (20)	4 (22)	13	61								13		
K5	Whitworth University	Eric Anderson	1 (23)	1 (24)	1 (24)	3	71		7 (18)	5 (21)	6 (20)	18		59	3	7	
K6	Whitworth University	Jacob Farrell	5 (20)	2 (24)	3 (22)	10	66								10		
L2	GCU	Thomas Gleason	2 (24)	1 (25)	2 (24)	5	73		1 (25)	6 (20)	4 (22)	11	4	67	5	4	
L3	GCU	Alexis Baskin	2 (22)	5 (21)	5 (18)	12	61								12		
L7	GCU	Keliann Nash	3 (21)	1 (25)	3 (23)	7	69		4 (21)	3 (23)	5 (21)	12		65	7	5	
L9	GCU	Xanthia Clow	3 (21)	5 (21)	1 (24)	9	66								9		
M1	Northwest Nazarene University	Austin Howard	4 (19)	3 (23)	4 (20)	11	62								11		
M4	Northwest Nazarene University	Nicole Geiger	3 (23)	3 (23)	2 (23)	8	69		5 (20)	1 (25)	2 (24)	8		69	8	2	
P5	Howard Payne	Lucy Manning	5 (16)	5 (21)	5 (19)	15	56								15		
Q1	Seton Hall University	Jon Thow	4 (22)	2 (23)	1 (25)	7	70		2 (24)	2 (24)	3 (23)	7		71	7	1	
Q2	Seton Hall University	Jordan Shepherd	1 (24)	2 (24)	2 (23)	5	71		3 (23)	7 (19)	7 (19)	17		61	5	6	
S6	Cedarville University IE	Megan Orr	5 (18)	4 (22)	5 (21)	14	61								14		
S8	Cedarville University IE	Maddie Pierce	5 (21)	4 (21)	5 (19)	14	61								14		

National Christian College Forensics Invitational

Varsity Poetry Interpretation

Code	Team	Competitor(s)	Prelims			Rank total	Spkr. points	Head to head	Finals			Rank total	Judges pref.	Spkr. points	Head to head	Prelim Ranks	Finals result
			1	2	3				E7	R6	K2						
A6	Kansas Wesleyan University	Katie Merrill	4 (19)	5 (18)	1 (23)	10	60								10		
B2	Colorado Christian University	Talina Sandoval	4 (21)	5 (19)	4 (21)	13	61								13		
B3	Colorado Christian University	Corbin Meacham	1 (23)	4 (20)	1 (24)	6	67	W	4 (17)	5 (19)	3 (23)	12		59	6	5	
C4	Liberty University	Sarah Johnson	5 (20)	1 (23)	4 (19)	10	62								10		
C5	Liberty University	Rebekah Sharpe	2 (22)	3 (21)	3 (23)	8	66		6 (15)	6 (18)	6 (21)	18		54	8	6	
F5	Bethel University	Rachel Rosell	1 (24)	1 (24)	2 (21)	4	69		3 (18)	4 (20)	1 (25)	8	3	63	4	3	
G6	Dordt College	Emma Stoltzfus	3 (20)	2 (22)	5 (20)	10	62								10		
L11	GCU	Phoebe Southworth	3 (22)	5 (19)	5 (22)	13	63								13		
M2	Northwest Nazarene University	Cassidy Littleton	3 (21)	4 (20)	3 (20)	10	61								10		
N2	California Baptist University	Brianne Moses	2 (23)	5 (18)	3 (22)	10	63								10		
N4	California Baptist University	Anna Beane	5 (18)	5 (20)	5 (21)	15	59								15		
N7	California Baptist University	Sarah Swope	5 (17)	3 (21)	5 (18)	13	56								13		
P3	Howard Payne	Christopher Freeland	5 (18)	4 (20)	2 (23)	11	61								11		
P5	Howard Payne	Lucy Manning	5 (19)	2 (22)	5 (16)	12	57								12		
Q1	Seton Hall University	Jon Thow	4 (20)	3 (21)	1 (24)	8	65		5 (16)	1 (24)	5 (22)	11		62	8	4	
Q3	Seton Hall University	Olivia Klein	1 (24)	1 (25)	4 (23)	6	72		2 (20)	2 (23)	2 (24)	6		67	6	1	
T9	Azusa Pacific University	Lee Vaughn	2 (21)	2 (22)	2 (24)	6	67		1 (25)	3 (21)	4 (23)	8	2	69	6	2	

National Christian College Forensics Invitational Varsity Program Oral Interpretation

Code	Team	Competitor(s)	Prelims			Rank total	Spkr. points	Head to head	Finals			Rank total	Judges pref.	Spkr. points	Head to head	Prelim Ranks	Finals result
			1	2	3				E3	R5	P2						
F6	Bethel University	Alyssa Teh	4 (22)	1 (25)	1 (25)	6	72		1 (25)	1 (25)	1 (25)	3		75		6	1
A1	Kansas Wesleyan University	Autumn Zimmerman	5 (21)	2 (24)	1 (24)	8	69		5 (21)	2 (24)	2 (24)	9		69		8	2
L1	GCU	Brian White	1 (25)	1 (25)	5 (17)	7	67		2 (24)	4 (22)	4 (22)	10		68		7	3
Q2	Seton Hall University	Jordan Shepherd	3 (23)	4 (22)	2 (23)	9	68		3 (23)	3 (23)	6 (20)	12		66		9	4
K10	Whitworth University	Sara Muscente	2 (24)	3 (23)	3 (23)	8	70		4 (22)	6 (20)	3 (23)	13		65		8	5
S6	Cedarville University IE	Megan Orr	5 (20)	2 (24)	2 (24)	9	68		6 (20)	5 (21)	5 (21)	16		62		9	6
F9	Bethel University	Summer Sedlacek	2 (24)	3 (23)	4 (21)	9	68		7 (19)	7 (19)	7 (20)	21		58		9	7
B4	Colorado Christian University	Sheridan Brown	1 (25)	5 (21)	3 (20)	9	66									9	
B3	Colorado Christian University	Corbin Meacham	3 (23)	5 (21)	5 (20)	13	64									13	
A6	Kansas Wesleyan University	Katie Merrill	4 (21)	5 (20)	4 (18)	13	59									13	
P2	Howard Payne	Aimee Orozco	5 (20)	4 (22)	5 (21)	14	63									14	

This tournament is being run using SpeechWire Tournament Services software - www.SpeechWire.com.
© 2004-2020 Ben Stewart - All Rights Reserved. SpeechWire version 4.22.000.

	University		(23)	(24)	(22)												
R3	Biola University	Reagan Smalley	1 (24)	1 (25)	4 (22)	6	71		7 (19)	6 (19)	6 (20)	19		58		6	7
S3	Cedarville University IE	Cat Clemons	1 (25)	5 (19)	4 (22)	10	66									10	
S5	Cedarville University IE	Laura Mihelc	4 (21)	4 (21)	4 (21)	12	63									12	
S9	Cedarville University IE	Sue Edwards	2 (23)	4 (19)	3 (23)	9	65									9	
T2	Azusa Pacific University	Juliette Derbyshire	5 (20)	5 (21)	5 (20)	15	61									15	
T3	Azusa Pacific University	Santeon Brown	5 (19)	5 (19)	5 (19)	15	57									15	
T5	Azusa Pacific University	Molly Quezada	1 (24)	4 (20)	4 (22)	9	66									9	
T6	Azusa Pacific University	Jake Burrola	2 (24)	3 (22)	1 (25)	6	71		6 (20)	7 (18)	2 (24)	15		62		6	6
T8	Azusa Pacific University	Nicholas Barajas	2 (24)	2 (21)	3 (23)	7	68									7	

This tournament is being run using SpeechWire Tournament Services software - www.SpeechWire.com.
© 2004-2018 Ben Stewart - All Rights Reserved. SpeechWire version 4.21.006.

National Christian College Forensics Invitational
Varsity Prose Interpretation

Code	Team	Competitor(s)	Prelims			Rank total	Spkr. points	Head to head	Finals			Rank total	Judges pref.	Spkr. points	Head to head	Prelim Ranks	Finals result
			1	2	3				K5	N1	Z12						
T9	Azusa Pacific University	Lee Vaughn	1 (25)	3 (23)	2 (24)	6	72		3 (23)	4 (21)	3 (23)	10	3	67		6	3

This tournament is being run using SpeechWire Tournament Services software - www.SpeechWire.com.
 © 2004-2018 Ben Stewart - All Rights Reserved. SpeechWire version 4.21.006.